

**THE CORPORATION OF THE MUNICIPALITY OF MCDOUGALL
COMMITTEE/COUNCIL MEETING**

TO BE HELD WEDNESDAY OCTOBER 16, 2019 AT 7:00 P.M.

AGENDA

1. **CALL TO ORDER**
2. **DECLARATIONS OF INTEREST**
3. **PRIORITIZATION OF AGENDA**
4. **ADOPTION OF MINUTES**
 - i) THAT the minutes of the Committee/Council Meeting held on October 2, 2019 be adopted as circulated. **Rsl.**
5. **DEPUTATIONS**

Matters Arising.
6. **PLANNING/BUILDING**

Matters Arising.
7. **BY-LAW ENFORCEMENT**

Matters Arising.
8. **FIRE PROTECTION**
 - i) Report of the Fire Chief (**attachment**)
Re: 2019 Year to Date Service Report.

Matters Arising.
9. **EMERGENCY MANAGEMENT**

Matters Arising.
10. **RECREATION**

Matters Arising.

**THE CORPORATION OF THE MUNICIPALITY OF MCDOUGALL
COMMITTEE/COUNCIL MEETING**

TO BE HELD WEDNESDAY OCTOBER 16, 2019 AT 7:00 P.M.

AGENDA

11. PUBLIC WORKS

- i) Gary Black, Chair Conservation Committee and VP PSAH, Parry Sound Anglers & Hunters Inc. **(attachment)**
Re: Mowing of Milkweed along Roads and Trails.

Matters Arising.

12. ENVIRONMENT

- i) Waste Management.

Matters Arising.

13. FINANCE

- i) Accounts Payable. **Rsl.**
- ii) David Pearce, Supply Chain Officer, Stewardship Ontario, Thinking Beyond the Box. **(attachment)**
Re: Industry funding for Municipal Blue Box Recycling for the second quarter of the 2019 Program Year.
- iii) West Parry Sound OPP. **(attachment)**
Re: July to September 2019 Calls For Service Billing Summary Report.

Matters Arising.

14. ADMINISTRATION

- i) Andrew Eyres, Sr. Manager Market Expansion, Business Solutions, Cogeco. **(attachment)**
Re: Renewed request for support for Cogeco Connexion Inc.'s current efforts
- ii) Report of the Clerk C-2019-14. **(attachment)**
Re: Application to Use Concession Road Allowance between Concessions 2 and 3 Lots 9 and 10, McDougall - Coluccio.
- iii) Report of the Clerk C-2019-15. **(attachment)**
Re: Application to Purchase Shore Road Allowance: SRA-2019-3 (Nickle)

**THE CORPORATION OF THE MUNICIPALITY OF MCDOUGALL
COMMITTEE/COUNCIL MEETING**

TO BE HELD WEDNESDAY OCTOBER 16, 2019 AT 7:00 P.M.

AGENDA

- iv) Howard Wesley, General Manager, Parry Sound Affordable Housing Development Corporation. **(attachment)**
Re: Affordable Senior Housing Complex at Wellness Centre/Parry Sound Drive.
- v) Howard Wesley, General Manager, Parry Sound Affordable Housing Development Corporation. **(attachment)**
Re: Affordable Senior Housing Executive Summary
- vi) Sky Panipak, Project Manager, Georgian Bay Native Non Profit Homes Incorporated. **(attachment)**
Re: Elder Housing Complex at Wellness Centre/Parry Sound Drive.

Matters Arising.

15. REQUESTS FOR SUPPORT

- i) Kiran Saini, Deputy Town Clerk, Town of Newmarket. **(attachment)**
Re: More Homes, More Choice Act, 2019 - Bill 108 Proposed Regulations.

Matters Arising.

16. MOTIONS OF WHICH NOTICE HAS BEEN PREVIOUSLY GIVEN

17. COMMITTEE REPORTS

- i) North Bay Parry Sound District Health Unit. **(attachment)**
Re: Health Unit Launches Campaign to Support Breastfeeding Families in the Community.
- ii) Board of Management for the District of Parry Sound West (Belvedere Heights) Regular "Public" Meeting. **(attachment)**
Re: Wednesday, August 28, 2019 Minutes.
- iii) Marsha Rivers, Chief Executive Officer, Belvedere Heights. **(attachment)**
Re: Annual General Meeting, October 17, 2019, Board of Management of Belvedere Heights.
- iv) Community Policing Advisory Committee. **(attachment)**
Re: October 17, 2019 CPAC Agenda Package.

**THE CORPORATION OF THE MUNICIPALITY OF MCDOUGALL
COMMITTEE/COUNCIL MEETING**

TO BE HELD WEDNESDAY OCTOBER 16, 2019 AT 7:00 P.M.

AGENDA

- v) District of Parry Sound Social Services Administration Board.
(attachment)
Re: Rescheduled H.O.M.E. (Homelessness Objectives Maximizing Efforts) Network Meeting, November 19, 2019

Matters Arising.

18. REPORT OF THE CAO

- i) Report of the CAO
Re: General Update.

19. GENERAL ITEMS AND NEW BUSINESS

20. BY-LAWS

21. TRACKING SHEET

Please be advised that items on the tracking sheet may be discussed during scheduled meetings. **(attachment)**

22. CLOSED SESSION

23. RATIFICATION OF MATTERS FROM CLOSED SESSION

24. CONFIRMATION BY-LAW

- i) By-Law No. 2019-56.
Re: To confirm the proceedings of the Committee/Council meeting held on October 16, 2019.

25. ADJOURNMENT

Resolution List for October 16, 2019

THAT the minutes of the Committee/Council Meeting held on October 2, 2019 be adopted as circulated.

THAT the attached lists of Accounts Payable for October __, 2019 in the amount of \$_____ and payroll for October __, 2019 in the amount of \$_____ be approved for payment.

BE IT RESOLVED that the next portion of the meeting be closed to the public at _____ p.m. in order to address a matter pertaining to:

1. the security of the property of the municipality or local board;
2. personal matters about an identifiable individual, including municipal employees or local board employees;
3. a proposed or pending acquisition or disposition of land by the municipality or local board;
4. labour relations or employee negotiations;
5. litigation or potential litigation, including matters before administrative tribunals, affecting the municipality or local board;
6. the receiving of advice which is subject to solicitor/client privilege, including communications necessary for that purpose;
7. a matter in respect of which a council, board, committee or other body has authorized a meeting to be closed under another act;
8. an ongoing investigation respecting the municipality, a local board or a municipally-controlled corporation by the Ontario Ombudsman appointed under the Ombudsman Act, or a Municipal Ombudsman;
9. subject matter which relates to consideration of a request under the Municipal Freedom of Information and Protection of Privacy Act.
10. the meeting is held for the purpose of educating or training the members and no member discusses or otherwise deals with any matter in a way that materially advances the business or decision making of the Council, Board or Committee.
11. information provided in confidence by another level of government or Crown agency
12. a trade secret or scientific, technical, commercial, financial or labour relations information supplied in confidence which, if released, could significantly prejudice the competitive position of a person or organization
13. a trade secret or scientific, technical, commercial or financial information that belongs to the municipality or local board and has monetary value or potential monetary value
14. a position, plan, procedure, criteria or instruction to be applied to any negotiations carried, or to be carried, on by the municipality or local board

THAT Council reconvene in Open Session at _____ p.m.

THAT we do now adjourn at _____ p.m.

**THE CORPORATION OF THE MUNICIPALITY OF MCDOUGALL
COMMITTEE/COUNCIL MEETING**

HELD WEDNESDAY, OCTOBER 2, 2019 AT 7:00 P.M.

MINUTES

| | | |
|----------|------------|---------------------------|
| Present: | Mayor | D. Robinson (Chairperson) |
| | Councillor | J. Constable |
| | Councillor | K. Dixon |
| | Councillor | L. Gregory |
| | Councillor | J. Ryman |

And

| | | |
|--|--------------------------------|-------------|
| | CAO | T. Hunt |
| | Clerk | L. West |
| | Treasurer | E. Robinson |
| | Fire Chief | B. Leduc |
| | Admin/Treasury Assistant | T. Hazzard |
| | Public Works Manager | N. Thomson |
| | Environmental Services Manager | S. Goman |

DRAFT

1. CALL TO ORDER

Mayor Robinson called the meeting to order at 7:00 p.m.

2. DECLARATIONS OF INTEREST

Nil

3. PRIORITIZATION OF AGENDA

Nil

4. ADOPTION OF MINUTES

- i) THAT the minutes of the Committee/Council Meeting held on September 18, 2019 be adopted as circulated.

Resolution No. 2109/113

Gregory/Dixon

THAT the minutes of the Committee/Council Meeting held on September 18, 2019 be adopted as circulated.

“Carried”

5. DEPUTATIONS

Nil

Matters Arising.

Nil

**THE CORPORATION OF THE MUNICIPALITY OF MCDOUGALL
COMMITTEE/COUNCIL MEETING**

HELD WEDNESDAY, OCTOBER 2, 2019 AT 7:00 P.M.

MINUTES

6. PLANNING/BUILDING

- i) Marcia Wallace, Assistant Deputy Minister, Municipal Services Division, Ministry of Municipal Affairs and Housing.
Re: Second Units Guide.
The Clerk noted that the Chief Building Official will bring a report forward at a future meeting.
- ii) Report of the Clerk/Planner and CAO/Director of Operations C-2019-13.
Re: 2019 Provincial Policy Statement Review.
The Clerk gave an overview. Council gave direction to provide comments to province prior to 21st.
The Clerk gave an overview and noted staff will continue to monitor the proposed changes to the Provincial Policy statement and report back to Council as required. Staff requested Council's direction to submit comments on the proposed revisions included within this report to the Province as the Municipality's comments on the proposed PPS revisions. The deadline for submitting comments is October 21, 2019.
Council gave direction for staff to forward Municipality's comments to the Province prior to October 21st.

Matters Arising.

Nil

7. BY-LAW ENFORCEMENT

Nil

Matters Arising.

Chief Leduc gave an update regarding By-laws reviewed by the Attorney General for clearance of short from wording enforceable under POA part 1 offence notices.

8. FIRE PROTECTION

Nil

Matters Arising.

Chief Leduc noted the following;

- Sunday October 6th will be open house kick off for Fire Prevention week.
- Fire By-law has been reviewed by Crown Council. Should be approved before the end of the year.
- November 21st has been scheduled for an emergency planning West Parry Sound area training and annual exercise session.

**THE CORPORATION OF THE MUNICIPALITY OF MCDOUGALL
COMMITTEE/COUNCIL MEETING**

HELD WEDNESDAY, OCTOBER 2, 2019 AT 7:00 P.M.

MINUTES

- Fire service grant cut off is October 11th. Chief Leduc is preparing an application for funding towards a Fire Department drone.

9. EMERGENCY MANAGEMENT

Nil

Matters Arising.

Nil

10. RECREATION

Nil

Matters Arising.

Nil

11. PUBLIC WORKS

i) Report of the Public Works Manager PW 2019-4

Re: Monthly Update.

Mr. Thomson noted the following:

- The Public Works Department continues with capital projects.
- All Capital paving jobs have been completed to date.
- Public Works are currently working on the Pineridge multi-plate project.
- The stockpiling of the Highway 400 recycled asphalt being hauled to the landfill is going well. 17000 Tonnes of material has been received to date.
- The shingles and drywall has been hauled away from the landfill for recycling. Removal of freon from fridges and freezers has also been completed and grinding of the wood pile is on schedule for later this fall.
- The Nobel Water Main project has been completed by Tower Excavating and is ready for the next step.
- The new trucks have been put to work and so far are working well.

Council expressed thanks to the Public Works Department for the hard work and dedication regarding the Pineridge Culvert project.

Matters Arising.

Nil

**THE CORPORATION OF THE MUNICIPALITY OF MCDOUGALL
COMMITTEE/COUNCIL MEETING**

HELD WEDNESDAY, OCTOBER 2, 2019 AT 7:00 P.M.

MINUTES

12. ENVIRONMENT

- i) Waste Management.
Nil
- ii) Report of the Environmental Services Supervisor ENV-3.
Re: Monthly Update.
Mr. Goman noted the following:
 - The leachate treatment facility is ready to handle the fall rains anticipated, and has been operating well.
 - The Nobel Road to Parkway Avenue watermain was installed by Tower Excavating and is in final stages for commissioning. All criteria met the ECA requirements.
 - Crawford septic flows remain low.

The CAO gave an update regarding the Bayview Condo septic bed.

Matters Arising.

Nil

13. FINANCE

- i) Accounts Payable.
Resolution No. 2019/114 **Dixon/Gregory**
THAT the attached lists of Accounts Payable for October 3, 2019 in the amount of \$589,784.32 and payroll for September 26, 2019 in the amount of \$50,203.40 be approved for payment. **“Carried”**
- ii) M.M. (Marc) Bedard, Superintendent, Commander, Municipal Policing Bureau.
Re: OPP 2020 Annual Billing Statement.
The Treasurer gave an overview.
- iii) Steve Clark, Minister, Ministry of Municipal Affairs and Housing.
Re: 2018 Financial Information Return (FIR) Award.
Council congratulated the Treasurer on her achievement.

**THE CORPORATION OF THE MUNICIPALITY OF MCDOUGALL
COMMITTEE/COUNCIL MEETING**

HELD WEDNESDAY, OCTOBER 2, 2019 AT 7:00 P.M.

MINUTES

- iv) Bruce Semkowski, President, The Ontario Aggregate Resources Corporation.
Re: License Disbursement under the Aggregate Resources Act.
The Treasurer gave an overview.

Matters Arising.

The Treasurer noted that a preliminary budget meeting has been scheduled for December 4th at 5:30 p.m.
Council approved this date.

14. ADMINISTRATION

- i) John Yakabuski, Minister of Natural Resources and Forestry.
Re: Invitation to Comment, Aggregate Resources Act.
Council gave direction for staff to draft a response to Mr. Yakabuski.

Matters Arising.

The Clerk gave an update regarding the Nobel United Church.

15. REQUESTS FOR SUPPORT

- i) Judy Smith, Director Municipal governance, Clerk/Freedom of Information Coordinator, Municipality of Chatham-Kent.
Re: Resolution Regarding Provincial Funding Cuts to Legal Aid Ontario.
This was reviewed by Council with no action indicated.
- ii) Vic A. Bodnar, Mayor, Hastings Highlands.
Re: Mandatory Septic System Reports.
This was reviewed by Council with no action indicated.
- iii) Karen Martin, Township of Zorra.
Re: Resolution to Support the Continuation of Programs of the Upper Thames River Conservation Authority (UTRCA)
This was reviewed by Council with no action indicated.
- iv) Cassidy Payne, Records and Committee Coordinator, Township of Springwater.
Re: Comments re Joint and Several Liability.
This was reviewed by Council with no action indicated.

**THE CORPORATION OF THE MUNICIPALITY OF MCDOUGALL
COMMITTEE/COUNCIL MEETING**

HELD WEDNESDAY, OCTOBER 2, 2019 AT 7:00 P.M.

MINUTES

- v) Lise Lavigne, Deputy Clerk, Township of North Glengarry.
Re: Pupil Accommodation Review Guideline (PARG).
This was reviewed by Council with no action indicated.

Matters Arising.

Nil

16. MOTIONS OF WHICH NOTICE HAS BEEN PREVIOUSLY GIVEN

Nil

17. COMMITTEE REPORTS

- i) Report from Councillor Gregory, Belvedere Heights Municipal Representative.
Re: General Update.
Councillor Gregory gave an overview of this report.
- ii) North Bay Parry Sound District Health Unit.
Re: September 25, 2019 Finance and Property Committee Agenda.
This was reviewed by Council.
- iii) North Bay Parry Sound District Health Unit.
Re: September 25, 2019 Board of Health Agenda.
This was reviewed by Council.

Matters Arising.

Councillor Ryman noted that he and Councillor Gregory attended an District of Parry Sound Municipal Association meeting and gave an update regarding various discussions.

18. REPORT OF THE CAO

- i) Report of the CAO.
Re: General Update.
The CAO noted the following:
- Pineridge Drive culvert project is going well.
 - The watermain installation on Nobel Road also went well.
- Employee's at the landfill are putting in long hours receiving the Highway 400 wrap. Mr. Hunt noted that he had met with a Public Works member from Seguin Township regarding the Highway 400 wrap.

**THE CORPORATION OF THE MUNICIPALITY OF MCDOUGALL
COMMITTEE/COUNCIL MEETING**

HELD WEDNESDAY, OCTOBER 2, 2019 AT 7:00 P.M.

MINUTES

The CAO gave an update regarding the funding for the West Parry Sound pool complex and the following resolution was brought forward:

Resolution No. 2019/115

Gregory/Dixon

THAT the Council of The Corporation of the Municipality of McDougall does hereby support in principle the submission of an application to be made by a qualified proponent on behalf of the West Parry Sound municipalities to the Investing in Canada Infrastructure Program — Community, Culture and Recreation Funding Stream, Multi-Purpose Category Intake for a regional wellness centre and pool complex.

“Carried”

19. GENERAL ITEMS AND NEW BUSINESS

The CAO noted that he had received a request regarding snow plowing of Nine Mile Lake Road.

The Clerk noted that the McDougall staff Christmas dinner is scheduled for November 23rd.

20. BY-LAWS

Nil

21. TRACKING SHEET

Please be advised that items on the tracking sheet may be discussed during scheduled meetings.

There were no changes to the tracking sheet.

22. CLOSED SESSION

Nil

23. RATIFICATION OF MATTERS FROM CLOSED SESSION

Nil

24. CONFIRMATION BY-LAW

i) By-Law No. 2019-55.

**THE CORPORATION OF THE MUNICIPALITY OF MCDOUGALL
COMMITTEE/COUNCIL MEETING**

HELD WEDNESDAY, OCTOBER 2, 2019 AT 7:00 P.M.

MINUTES

Re: To confirm the proceedings of the Committee/Council meeting held on October 2, 2019.

Read a First, Second and Third Time, Passed, Signed and Sealed this 2nd day of October 2019.

25. **ADJOURNMENT**
Resolution No. 2019/116
THAT we do now adjourn at 8:10 p.m.

Dixon/Gregory

“Carried”

MUNICIPALITY OF MCDUGALL FIRE / EMERGENCY SERVICES, 2019

[illegible]

RECEIVED SEP 11 2019

Parry Sound Anglers & Hunters Inc.



Township of McDougall

Sept 7/19

Mayor and Council

The Conservation Committee of the Parry Sound Anglers and Hunters is concerned about the mowing of milkweed along the roads and trails.

Milkweed are crucial breeding habitat of the Monarch Butterfly. According to information published by the Georgian Bay Biosphere Reserve, milkweeds are also used by over 2 dozen insect species. In your future planning process, anything you can do in directing staff to avoid mowing milkweed would be appreciated.

Thank you in anticipation of your cooperation in this matter.

Sincerely yours,

Gary Black

Chair Conservation Committee and VP PSAH

CC Phil Black, President PSAH

Greg Mason, General Manager, GBBR



Thinking
beyond
the box

Stewardship Ontario

RECEIVED OCT 9 2 2019

September 30, 2019

MCDUGALL, MUNICIPALITY OF
5 Barager Blvd.,
Mcdougall ON
P2A 2W9

RE: Industry funding for Municipal Blue Box Recycling for the second quarter of the 2019 Program Year

Dear Mayor and Members of Council:

Stewardship Ontario provides payments to municipalities and First Nations equal to 50% of the total net costs incurred by those communities as a result of the Blue Box Program. Payments are made on a quarterly basis. The funding for these payments comes from companies that produce, import and sell packaging and printed paper to Ontario residents.

RPRA is responsible for setting payments to individual communities. Further details with respect to the RPRA Board's determination of the 2019 obligation and the allocation to individual municipalities and First Nations is available on the RPRA website (www.rpra.ca/blue-box).

Thank you for your ongoing dedication to resource recovery and reutilization.

Sincerely,

David Pearce
Supply Chain Officer
Stewardship Ontario



Calls For Service (CFS) Billing Summary Report

McDougall July to September - 2019

| Billing Categories (Billing categories below do not match traditional crime groupings) | | 2019 | | | | 2018 | | | |
|---|--|-------------------|--------------|---------------|-----------------------------|-------------------|--------------|---------------|-----------------------------|
| | | July to September | Year to Date | Time Standard | Year To Date Weighted Hours | July to September | Year to Date | Time Standard | Year To Date Weighted Hours |
| Violent Criminal Code | Sexual Assault | 0 | 0 | | 0.0 | 3 | 5 | 15.9 | 79.5 |
| | Sexual Interference | 1 | 1 | 15.9 | 15.9 | 2 | 2 | 15.9 | 31.8 |
| | Assault With Weapon or Causing Bodily Harm-Level 2 | 0 | 2 | 15.9 | 31.8 | 1 | 1 | 15.9 | 15.9 |
| | Assault-Level 1 | 1 | 2 | 15.9 | 31.8 | 6 | 9 | 15.9 | 143.1 |
| | Criminal Harassment | 0 | 1 | 15.9 | 15.9 | 0 | 1 | 15.9 | 15.9 |
| | Utter Threats -Master code | 0 | 0 | | 0.0 | 0 | 1 | 15.9 | 15.9 |
| | Utter Threats to Person | 0 | 8 | 15.9 | 127.2 | 1 | 2 | 15.9 | 31.8 |
| | Total | 2 | 14 | 15.9 | 222.6 | 13 | 21 | 15.9 | 333.9 |
| Property Crime Violations | Break & Enter | 2 | 4 | 6.8 | 27.2 | 3 | 7 | 6.8 | 47.6 |
| | Theft Over - Other Theft | 0 | 0 | | 0.0 | 1 | 1 | 6.8 | 6.8 |
| | Theft Over - Mine Equipment/Property | 0 | 0 | | 0.0 | 0 | 1 | 6.8 | 6.8 |
| | Theft of - All Terrain Vehicles | 0 | 1 | 6.8 | 6.8 | 0 | 0 | | 0.0 |
| | Theft Under -master code | 0 | 0 | | 0.0 | 0 | 1 | 6.8 | 6.8 |
| | Theft under - Bicycles | 0 | 0 | | 0.0 | 1 | 1 | 6.8 | 6.8 |
| | Theft under - Persons | 0 | 2 | 6.8 | 13.6 | 0 | 0 | | 0.0 |
| | Theft under - Trailers | 0 | 1 | 6.8 | 6.8 | 0 | 0 | | 0.0 |
| | Theft under - Other Theft | 2 | 7 | 6.8 | 47.6 | 0 | 1 | 6.8 | 6.8 |
| | Theft Under - Gasoline Drive-off | 1 | 2 | 6.8 | 13.6 | 2 | 6 | 6.8 | 40.8 |
| | Theft FROM Motor Vehicle Under \$5,000 | 1 | 1 | 6.8 | 6.8 | 2 | 4 | 6.8 | 27.2 |
| | Theft Under \$5,000 [SHOPLIFTING] | 0 | 0 | | 0.0 | 1 | 1 | 6.8 | 6.8 |
| | Fraud - False Pretence <= \$5,000 | 0 | 0 | | 0.0 | 0 | 1 | 6.8 | 6.8 |
| | Fraud -Money/ property/security > \$5,000 | 1 | 1 | 6.8 | 6.8 | 1 | 1 | 6.8 | 6.8 |
| | Fraud -Money/ property/security <= \$5,000 | 1 | 3 | 6.8 | 20.4 | 1 | 2 | 6.8 | 13.6 |
| | Fraud - Other | 0 | 0 | | 0.0 | 2 | 4 | 6.8 | 27.2 |
| | Fraud - False Pretence > \$5,000 | 0 | 1 | 6.8 | 6.8 | 0 | 0 | | 0.0 |
| | Identity Fraud | 0 | 1 | 6.8 | 6.8 | 0 | 0 | | 0.0 |



Calls For Service (CFS) Billing Summary Report

McDougall July to September - 2019

| Billing Categories <i>(Billing categories below do not match traditional crime groupings)</i> | | 2019 | | | | 2018 | | | |
|--|--|-------------------|--------------|---------------|-----------------------------|-------------------|--------------|---------------|-----------------------------|
| | | July to September | Year to Date | Time Standard | Year To Date Weighted Hours | July to September | Year to Date | Time Standard | Year To Date Weighted Hours |
| Property Crime Violations | Mischief - master code | 0 | 2 | 6.8 | 13.6 | 1 | 3 | 6.8 | 20.4 |
| | Interfere with lawful use, enjoyment of property | 0 | 1 | 6.8 | 6.8 | 0 | 0 | | 0.0 |
| | Property Damage | 1 | 1 | 6.8 | 6.8 | 0 | 1 | 6.8 | 6.8 |
| | Total | 9 | 28 | 6.8 | 190.4 | 15 | 35 | 6.8 | 238.0 |
| Other Criminal Code Violations (Excluding traffic) | Bail Violations - Fail To Comply | 1 | 4 | 7.9 | 31.6 | 1 | 2 | 7.9 | 15.8 |
| | Trespass at Night | 1 | 1 | 7.9 | 7.9 | 0 | 0 | | 0.0 |
| | Breach of Probation | 0 | 1 | 7.9 | 7.9 | 1 | 2 | 7.9 | 15.8 |
| | Contraband Tobacco | 0 | 1 | 7.9 | 7.9 | 0 | 0 | | 0.0 |
| | Total | 2 | 7 | 7.9 | 55.3 | 2 | 4 | 7.9 | 31.6 |
| Drug Possession | Possession Cocaine | 0 | 1 | 6.4 | 6.4 | 0 | 0 | | 0.0 |
| | Drug related occurrence | 0 | 1 | 6.4 | 6.4 | 0 | 0 | | 0.0 |
| | Total | 0 | 2 | 6.4 | 12.8 | 0 | 0 | | 0.0 |
| Statutes & Acts | Landlord/Tenant | 1 | 5 | 3.3 | 16.5 | 1 | 11 | 3.3 | 36.3 |
| | Mental Health Act | 1 | 3 | 3.3 | 9.9 | 3 | 5 | 3.3 | 16.5 |
| | Mental Health Act - Attempt Suicide | 1 | 2 | 3.3 | 6.6 | 0 | 0 | | 0.0 |
| | Mental Health Act & Threat of Suicide | 2 | 2 | 3.3 | 6.6 | 0 | 1 | 3.3 | 3.3 |
| | Mental Health Act - Voluntary Transport | 0 | 2 | 3.3 | 6.6 | 0 | 1 | 3.3 | 3.3 |
| | Trespass To Property Act | 1 | 4 | 3.3 | 13.2 | 0 | 1 | 3.3 | 3.3 |
| | Total | 6 | 18 | 3.3 | 59.4 | 4 | 19 | 3.3 | 62.7 |
| Operational | Animal - Bear Complaint | 1 | 1 | 3.6 | 3.6 | 1 | 1 | 3.6 | 3.6 |
| | Animal - Left in Vehicle | 0 | 0 | | 0.0 | 1 | 1 | 3.6 | 3.6 |
| | Animal Injured | 0 | 0 | | 0.0 | 2 | 4 | 3.6 | 14.4 |
| | Animal - Other | 0 | 0 | | 0.0 | 0 | 1 | 3.6 | 3.6 |
| | Alarm -Master code | 0 | 0 | | 0.0 | 2 | 2 | 3.6 | 7.2 |
| | Domestic Disturbance | 4 | 7 | 3.6 | 25.2 | 5 | 8 | 3.6 | 28.8 |
| | Suspicious Person | 6 | 8 | 3.6 | 28.8 | 5 | 11 | 3.6 | 39.6 |
| | Phone -Nuisance - No Charges Laid | 0 | 0 | | 0.0 | 1 | 2 | 3.6 | 7.2 |
| | Fire - Vehicle | 0 | 0 | | 0.0 | 1 | 1 | 3.6 | 3.6 |
| | Fire - Other | 0 | 0 | | 0.0 | 1 | 1 | 3.6 | 3.6 |
| | Insecure Condition - Building | 0 | 0 | | 0.0 | 1 | 1 | 3.6 | 3.6 |



Calls For Service (CFS) Billing Summary Report

McDougall July to September - 2019

| Billing Categories (Billing categories below do not match traditional crime groupings) | | 2019 | | | | 2018 | | | |
|---|------------------------------------|-------------------|--------------|---------------|-----------------------------|-------------------|--------------|---------------|-----------------------------|
| | | July to September | Year to Date | Time Standard | Year To Date Weighted Hours | July to September | Year to Date | Time Standard | Year To Date Weighted Hours |
| Operational | Missing Person under 12 | 0 | 0 | | 0.0 | 0 | 2 | 3.6 | 7.2 |
| | Missing Person 12 & older | 0 | 0 | | 0.0 | 0 | 1 | 3.6 | 3.6 |
| | Missing Person Located Under 12 | 0 | 0 | | 0.0 | 0 | 2 | 3.6 | 7.2 |
| | Missing Person Located 12 & older | 0 | 2 | 3.6 | 7.2 | 0 | 2 | 3.6 | 7.2 |
| | Noise Complaint - Vehicle | 0 | 1 | 3.6 | 3.6 | 0 | 0 | | 0.0 |
| | Noise Complaint - Residence | 0 | 0 | | 0.0 | 2 | 2 | 3.6 | 7.2 |
| | Noise Complaint - Animal | 0 | 0 | | 0.0 | 1 | 1 | 3.6 | 3.6 |
| | Noise Complaint - Others | 1 | 1 | 3.6 | 3.6 | 0 | 2 | 3.6 | 7.2 |
| | Accident - non-MVC -Industrial | 0 | 1 | 3.6 | 3.6 | 0 | 0 | | 0.0 |
| | Found Property - Master code | 0 | 0 | | 0.0 | 3 | 4 | 3.6 | 14.4 |
| | Found-Personal Accessories | 0 | 1 | 3.6 | 3.6 | 0 | 0 | | 0.0 |
| | Found-Household Property | 0 | 1 | 3.6 | 3.6 | 0 | 0 | | 0.0 |
| | Lost Property - Master code | 0 | 0 | | 0.0 | 1 | 2 | 3.6 | 7.2 |
| | Lost-Radio,TV,Sound-Reprod. Equip. | 0 | 1 | 3.6 | 3.6 | 0 | 0 | | 0.0 |
| | Lost-Others | 0 | 2 | 3.6 | 7.2 | 0 | 0 | | 0.0 |
| | Sudden Death - Natural Causes | 2 | 5 | 3.6 | 18.0 | 1 | 2 | 3.6 | 7.2 |
| | Sudden Death - Others | 0 | 1 | 3.6 | 3.6 | 0 | 0 | | 0.0 |
| | Suspicious Vehicle | 2 | 7 | 3.6 | 25.2 | 1 | 4 | 3.6 | 14.4 |
| | Trouble with Youth | 1 | 6 | 3.6 | 21.6 | 3 | 11 | 3.6 | 39.6 |
| | Unwanted Persons | 0 | 2 | 3.6 | 7.2 | 0 | 0 | | 0.0 |
| | Neighbour Dispute | 6 | 10 | 3.6 | 36.0 | 1 | 5 | 3.6 | 18.0 |
| | Other Municipal By-Laws | 0 | 0 | | 0.0 | 0 | 1 | 3.6 | 3.6 |
| | Assist Fire Department | 0 | 0 | | 0.0 | 1 | 1 | 3.6 | 3.6 |
| | Assist Public | 3 | 8 | 3.6 | 28.8 | 4 | 12 | 3.6 | 43.2 |
| | Distressed/Overdue Motorist | 1 | 1 | 3.6 | 3.6 | 0 | 0 | | 0.0 |
| | Family Dispute | 7 | 15 | 3.6 | 54.0 | 4 | 8 | 3.6 | 28.8 |
| | Total | 34 | 81 | 3.6 | 291.6 | 42 | 95 | 3.6 | 342.0 |



Calls For Service (CFS) Billing Summary Report

McDougall July to September - 2019

| Billing Categories (Billing categories below do not match traditional crime groupings) | | 2019 | | | | 2018 | | | |
|---|---|-------------------|--------------|---------------|-----------------------------|-------------------|--------------|---------------|-----------------------------|
| | | July to September | Year to Date | Time Standard | Year To Date Weighted Hours | July to September | Year to Date | Time Standard | Year To Date Weighted Hours |
| Operational2 | False Alarm-Accidental Trip | 0 | 0 | | 0.0 | 3 | 3 | 1.3 | 3.9 |
| | False Alarm-Malfunction | 0 | 0 | | 0.0 | 1 | 1 | 1.3 | 1.3 |
| | False Alarm - Cancelled | 0 | 1 | 1.3 | 1.3 | 0 | 2 | 1.3 | 2.6 |
| | Keep the Peace | 0 | 2 | 1.3 | 2.6 | 0 | 1 | 1.3 | 1.3 |
| | 911 call / 911 hang up | 27 | 55 | 1.3 | 71.5 | 19 | 34 | 1.3 | 44.2 |
| | 911 hang up - Pocket Dial | 3 | 8 | 1.3 | 10.4 | 0 | 3 | 1.3 | 3.9 |
| | 911 call - Dropped Cell | 15 | 19 | 1.3 | 24.7 | 1 | 3 | 1.3 | 3.9 |
| | Total | 45 | 85 | 1.3 | 110.5 | 24 | 47 | 1.3 | 61.1 |
| Traffic | MVC (MOTOR VEHICLE COLLISION) -Master code | 0 | 1 | 3.4 | 3.4 | 0 | 0 | | 0.0 |
| | MVC - Personal Injury (MOTOR VEHICLE COLLISION) | 0 | 0 | | 0.0 | 2 | 7 | 3.4 | 23.8 |
| | MVC - Prop. Dam. Non Reportable | 2 | 4 | 3.4 | 13.6 | 1 | 3 | 3.4 | 10.2 |
| | MVC - Prop. Dam. Reportable (MOTOR VEHICLE COLLISION) | 3 | 14 | 3.4 | 47.6 | 2 | 10 | 3.4 | 34.0 |
| | MVC - Prop. Dam. Failed to Remain (MOTOR VEHICLE COLLISION) | 0 | 0 | | 0.0 | 0 | 1 | 3.4 | 3.4 |
| | Total | 5 | 19 | 3.4 | 64.6 | 5 | 21 | 3.4 | 71.4 |
| Total | | 103 | 254 | | 1,007.2 | 105 | 242 | | 1,140.7 |

Note to Detachment Commanders:

- The content of each report is to be shared by the Detachment Commander only with the municipality for which it was generated. The municipality may treat this as a public document and distribute it as they wish.
- All data is sourced from the Niche RMS application. Included are 'reported' occurrences (actuals and unfounded occurrences) for 'billable' occurrences ONLY. Data is refreshed on a weekly basis.
- The Traffic category includes motor vehicle collision (MVC) occurrences entered into Niche (UCR code 8521). MVCs are NOT sourced from the eCRS application for this report.
- Only the primary violation is counted within an occurrence.
- Time standards displayed are for the 2017 billing period.

Note to Municipalities:

- Data contained within this report is dynamic in nature and numbers will change over time as the Ontario Provincial Police continues to investigate and solve crime.
- This report is NOT to be used for crime trend analysis as not all occurrences are included.



Calls For Service (CFS) Billing Summary Report

McDougall July to September - 2019

- Data groupings within this report do not match traditional crime groupings seen in other public reports such as the OPP Police Services Board reports or Statistics Canada reporting.

From: Andrew Eyres <andrew.eyres@cogeco.com>
Sent: Wednesday, October 2, 2019 11:29 AM
To: Tim Hunt <THunt@mcdougall.ca>
Cc: Antoine Shiu <antoine.shiu@cogeco.com>
Subject: Renewed request for support for Cogeco Connexion Inc.'s current efforts

To: Tim Hunt, Chief Administrative Officer, Municipality of McDougall

CC: Mr. Antoine Shiu, Vice-President, Marketing and Sales, Business Market, Cogeco Connexion Inc.

Dear Tim,

As mentioned in my voice mail today, we are seeking your help in pursuing our current efforts to connect your citizens to high-speed Internet service as quickly as possible. The purpose of this email is to provide you with some background about our present application for funding, and to explain why this matter must be dealt with urgently.

Background

In reference to our initial contacts, at which time we shared with you the subsidy programs to be announced soon (CRTC, *Universal Broadband Fund*, etc.), **we are pleased to announce that the Town of Carling is on the list of projects that Cogeco Connexion has prioritized, and wishes to submit, as part of these programs.**

Action required

With this in mind, and also with the aim of maximizing government interest in considering the project(s) submitted, we are respectfully asking you to reiterate your support for our efforts by signing the "Letter of support – Access to high-speed Internet and telecommunications services" attached to this email.

You will notice, in reading this Letter of Support that it is very detailed and explicitly asks the different government bodies to consider the projects submitted by Cogeco. We also wish to help you voice your support by personalizing the letter and adding, among other elements, your logo and a list of the locations that Cogeco is planning to serve as part of the project submitted. Please note that this Letter of Support and its contents are offered to you as a template only; you can adjust its contents as you see fit.

In this way, we are hoping to demonstrate to the government and the CRTC that your municipality absolutely and strongly supports Cogeco's efforts to improve high-speed Internet coverage in your region. This will maximize the chances for quick acceptance of the projects submitted, and certainly fulfill your expectations for "connecting" your residents as soon as possible.

We thank you in advance for taking the necessary steps to respond to our request; your quick action will improve the chances of your region's project being approved, for the great benefit of your fellow citizens.

Mobility / Wireless / Cellular file

We would also like to take advantage of this timing to inform you that Cogeco is presently studying the possibility of offering mobility (wireless/cellular) service. While our current effort is focused on Broadband Expansion, we believe it is as important to improve the geographic mobile coverage within your municipality. Cogeco plans to leverage our Broadband network to expand coverage areas and increase competition for wireless services within your Municipality.

You may be aware that the CRTC recently announced a consultation to determine the relevance of opening the wireless services market to greater competition. The government is considering easing the regulatory barriers to entering this market with the hope that this will lead to increased competition and lower prices for consumers, while at the same time maintaining private-sector investment.

Cogeco supports this initiative. We have submitted our observations as part of this consultation and are preparing for the second and final round of comments, scheduled for this fall.

We are currently seeking the backing of municipalities so that we can include letters of support in our final brief, due September 2019. We believe that residents and businesses would benefit from greater competition.

We at Cogeco are proposing a new policy and innovative regulatory model, called Hybrid Mobile Network Operator (HMNO). The introduction of this new model would increase competition in the retail market and encourage investments in telecommunications facilities, while requiring limited regulatory intervention, and would provide Canadians with more choice and greater value.

Consequently, in order to minimize the number of requests for assistance to your municipality, we are taking the liberty of **immediately seeking your support on this file**. In fact, your support is needed to encourage the CRTC to consider this model proposed by Cogeco. You will note that this *Letter of support* (ref: *Telecom notice of consultation CRTC 2019-57: Review of mobile wireless services*), also attached to this email, is addressed to CRTC Secretary General Claude Doucet. Please sign this letter and email it back to my attention and cc Mr. Antoine Shiu - we will forward it to Mr Doucet.

Our suggested *Letter of support* provides more details about the proposed model. We do realize, however, Derrick, you may have some questions about signing the aforementioned documents; we remain entirely available to you, if need be, to explain their nature and necessity at this stage of the process.

Once again, we wish to thank you in advance for your attention to this request, which will benefit your constituents and fellow citizens, with the utmost urgency.

Trusting that the above is to your entire satisfaction, please accept our kindest regards.


Sincerely,

Andrew Eyres

Sr. Manager, Market Expansion
Business Solutions

T 289-337-7391

970 Syscon Road
Burlington, Ontario L7R 4S6 Canada
cogeco.ca





October 2, 2019

Mr. Claude Doucet
Secretary General
Canadian Radio-Television and
Telecommunications Commission
Ottawa (Ontario) K1A 0N2

**Re: Telecom Notice of Consultation CRTC 2019-57
Review of mobile wireless services**

Dear Mr. Doucet,

We are writing to express our support for Cogeco's position which is presented to the Canadian Radio-television and Telecommunications Commission (CRTC) as part of the agency's review of the mobile wireless services in Canada.

Cogeco is proposing a new policy and regulatory model, called Hybrid Mobile Network Operator (HMNO), which would reduce barriers of entry for smaller regional broadband operators who want to create new wireless choices for consumers, while fostering innovation and investments in enhanced network infrastructure. This balanced approach would increase mobile options for communities like ours through smaller regional broadband companies, such as Cogeco, who would now have access to portions of national incumbent wireless networks through the HMNO proposal.

As a township, we look to collaborate with private operators like Cogeco to improve access to wireless services at affordable rates for our residents and ensure they can access essential services at any time.

More precisely, we support the HMNO model as a key enabler to achieve our goals as it would:

- offer more flexible development of wireless in regional/rural areas which are often best served by smaller and more local players;
- open the door to Canadian regional players like Cogeco, which already serve regional communities, to offer new wireless services and bring new competition;
- incentivize new investments in network improvements and expansions which are important drivers for local economic development.
- provide more choices when it comes to tools and solutions that unlock opportunities for our residents and businesses.

We strongly encourage the CRTC to consider the proposed HMNO model as a means for all communities to fully engage with each other, the rest of Canada, and the global economy.

Dale Robinson
Mayor, The Municipality of McDougall



October 2, 2019

Cogeco Connexion
950 Syscon Road
Burlington, ON
L7R 4S6

Re: Letter of Support - Collaboration for Granting Access to Broadband Internet and Telecommunication Services in The Municipality of McDougall

Dear Mr. Shiu,

We are writing to confirm the support of the Municipality of McDougall for Cogeco Connexion's project(s) and Governmental funding application(s) intended to ensure that all residents of our community have access to Broadband connectivity.

Cogeco Connexion has demonstrated its:

- interest in McDougall by seeking meaningful consultation to proactively discuss opportunities for providing broadband internet and mobility services within our community
- desire for mutual collaboration by sharing data, maps, speed test facilities and project relevant information
- understanding of McDougall's connectivity gap and proposing a plan to address it
- interest to provide the necessary broadband access to McDougall's anchor institutions

As a Municipality, we seek to collaborate with private operators, like Cogeco Connexion, to improve access to broadband services at affordable rates for our residents and ensure they can access essential services at any time. The economic development of The Municipality of McDougall depends on the availability of the services that Cogeco has proposed. Specifically, we support Cogeco Connexion to:

- propose projects to significantly increase the overall connectivity within The Municipality of McDougall
- jointly identify key anchor institutions, currently underserved or unserved, to be prioritized within our community
- submit these projects for funding to all relevant broadband and/or infrastructure funding programs
- actively collaborate with The Municipality of McDougall and its residents, to improve access to telecommunication services in our community, in particular to high speed internet services as well as mobility services

The Municipality of McDougall strongly encourages the governments of Canada and Ontario, including the CRTC, through funding programs such as the Universal Broadband Fund, the CRTC Broadband Fund and the Broadband and Cellular Infrastructure Program, to consider Cogeco Connexion's proposed projects as a means for our community to fully engage with other municipalities, the rest of Canada, and the global economy.

We look forward to working in mutual collaboration with Cogeco Connexion.

Kind regards,

Dale Robinson
Mayor, The Municipality of McDougall

REPORT TO COUNCIL



| | |
|----------------------|---|
| Report No.: | C-2019-14 |
| Council Date: | October 16, 2019 |
| From: | Lori West, Clerk/Planner |
| Subject: | Application to Use Concession Road Allowance Between Concessions 2 and 3 Lots 9 and 10 McDougall - Coluccio |

Background:

The applicants Joe Coluccio and James Coluccio wish to construct a trail to access their lands being Concession 3 Lots 7 and 8 former McDougall Township, now the Municipality of McDougall. An application has been made to request the use of the municipal Concession Road Allowance (CRA), by way of two proposed options.

Figure 1 below identifies two proposed routes the Coluccio's wish to use to construct a trail. Upon review of the aerial photography it appears the alternate route identified in orange would require crossing a number of private lands and waterways. This option would require a lot more resources, i.e. surveying and agreement from all affected land owners. The proposed route identified in yellow, is the preferred option. This option is much more direct and would require crossing over one parcel of private land, the Coluccio's have advised staff that they have permission from the property owner to construct the trail over this area of land.

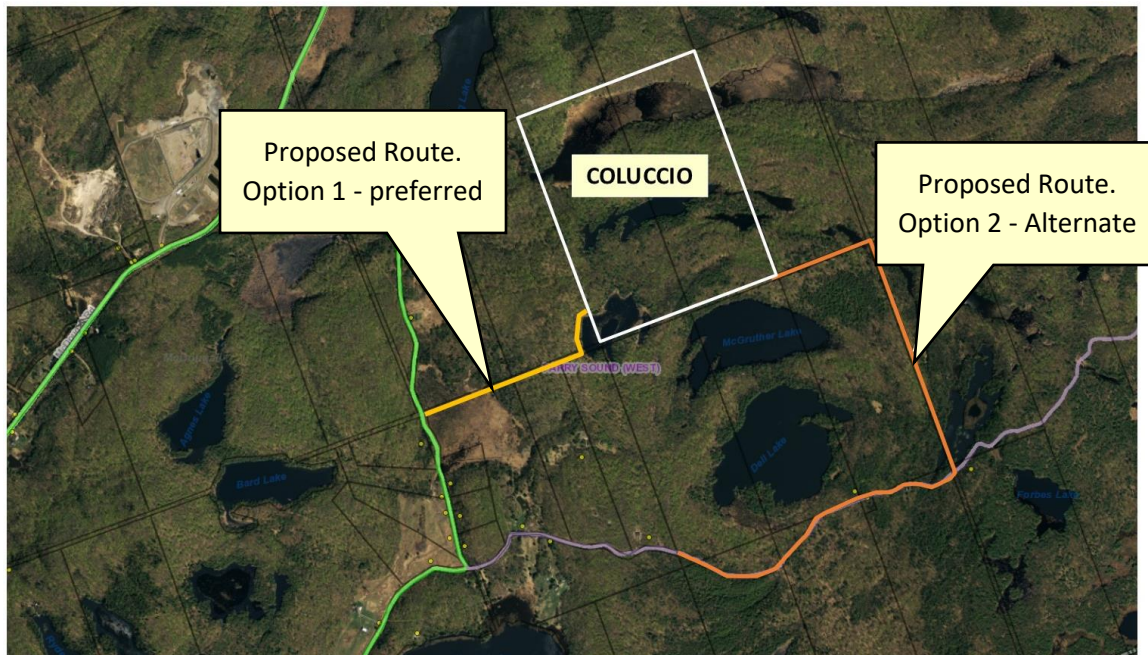


Figure 1 Aerial Photograph of Proposed Routes

The McDougall Official Plan allows for improvements to unmaintained municipal road allowance providing that the proponents enter into a legal agreement with the Municipality that includes provision for indemnification of liability, signage and liability insurance; and it has been demonstrated that the propose improvement will have no negative impacts on natural heritage features or on their ecological function.

The preferred option crosses over an area zoned Environmental Protection (EP) in accordance with the Municipality of McDougall's Zoning By-law (figure 2).

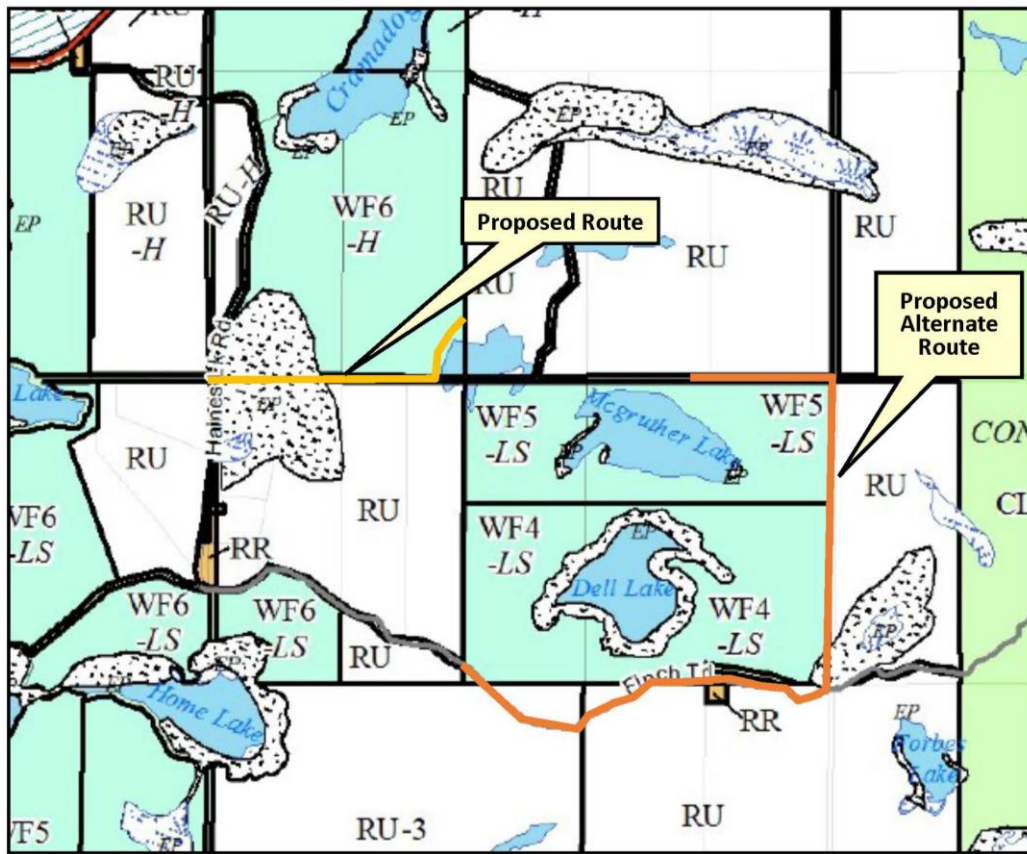


Figure 2: Zoning By-law 2017-05

Recommendation:

Staff have no objection to the preferred proposed route (Option 1), subject to the municipality entering into an agreement with the Coluccio's to obtain access over the municipal CRA. The agreement may include the following provisions: insurance requirements, clearing width, maintenance responsibility, non-exclusive use, inspection requirements, signage, and termination. All legal and surveying costs would be the responsibility of the applicants.

Prior to Council's consideration of an agreement the applicant would be required to provide:

- A certificate from an Ontario Land Surveyor stating that the construction of the trail is within the limits of the road allowance;
- Completion of a site evaluation report to ensure that the proposed trail will have no negative impacts on the environmental protected lands.
- Written agreement with the private land owner for permission to cross private lands.



REPORT TO COUNCIL

| | |
|----------------------|---|
| Report No.: | C-2019-15 |
| Council Date: | October 16, 2019 |
| From: | Lori West, Clerk/Planner |
| Subject: | Application to Purchase Shore Road Allowance: SRA-2019-3 (Nickle) |

Background:

Application has been made by Bradley and Shari Nickle to purchase the Original Shore Road Allowance (SRA) laid out along the shores of Nine Mile Lake, in front of their lands, described as Part Lot 22, Concession 12, in the geographic Township of McDougall.

The subject lands are surrounded by Crown Land, therefore no abutting land owners are required to sign-off on the application.

Staff have been circulated on this application with no concerns brought forward.



Recommendation:

Staff recommend that Council approve the request in principle, and direct staff to proceed with the application to stop up, close, and transfer of the subject SRA to the adjacent Nickle Lands. Notice of the application and public meeting will be held in accordance with the municipal policy.



RECEIVED SEP 27 2019

Parry Sound Affordable Housing Development Corporation

14A Parry Sound Rd, Parry Sound, ON P2A 2M4 – Phone 705-746-7474 – Fax 888-636-1833 – psnphc@icloud.com

September 23, 2019

Municipality of McDougall
5 Barager Blvd
Parry Sound, ON P2A 2W9

Dear Mayor and Council:

Our organization would like to partner with you to build a 50-unit affordable senior housing complex that would be attached to a new wellness centre on your Parry Sound Drive property.

We have already reached out to the Parry Sound District Social Services Administration Board staff and CMHC to discuss how we could finance this new development.

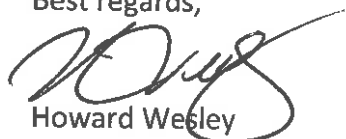
Our organization has access to affordable housing funding and financing under the National Housing - Co Investment Fund of up to 95% over 50 years. The funding/financing also allows up to 20% of the development to be commercial space. This space could be used as part of the wellness centre or by other commercial renters to support the wellness centre.

Working together will allow us both to significantly reduce the architectural, engineering, site servicing, land development, and ongoing operational costs. We welcome you to reach out to our partners at The Sound Community Hub to hear how those costs savings are already positively impacting their organizations.

The National Housing - Co Investment Fund requires a municipal contribution. There are many options available in this regard, including waiving development charges, reducing municipal taxes, or leasing land that would allow us to eliminate any up-front costs to municipalities.

We want to work with you to help achieve a wellness centre and affordable senior housing which will benefit all of our residents.

Best regards,


Howard Wesley
General Manager



Parry Sound Affordable Housing Development Corporation

14A Parry Sound Rd, Parry Sound, ON P2A 2M4 – Phone 705-746-7474 – Fax 888-636-1833 – psnphc@icloud.com

October 7, 2019

The Municipality of McDougall
5 Barager Boulevard,
McDougall, ON P2A 2W9

Dear Mayor and Council:

Our organization has recently provided an executive summary that highlights the need for affordable senior housing and the financial benefits of working together.

We hope our executive summary is a great tool to help with your decision to have a housing component as part of the overall development. We understand there are many properties other than Parry Sound Drive that are under consideration, and we want to assure all municipalities that we are ready to build on the property you select.

With the Investing in Canada Infrastructure Program deadline of November 12, 2019, we stand ready to provide information to help support your decision.

Best regards,

Howard Wesley
General Manager



Keeping our Seniors in our Community

New Affordable Senior Housing on Parry Sound Drive Executive Summary

- ✓ Ensure our Seniors Stay in the Area
- ✓ Commercial Space for Partners
- ✓ Possible Partnership with the New Wellness Centre
- ✓ Parry Sound District Social Services Administration Board Support

Executive Summary

Parry Sound Affordable Housing Development Corporation (PSAHDC) is affiliated with Parry Sound Non-Profit Housing Corporation (PSNPHC) which has been existence for 30 years and manages 127 units of affordable housing, sharing an administration team with the Georgian Bay Native Non-Profit Homes (GBNNPH). It is governed by a board of directors which represents a cross section of the community.

There are many indications within the community that there is a great demand for affordable housing that is not being met. In 2011, PSNPHC conducted a housing needs and demand study which concluded that the greatest need is for singles housing. **Half of the singles in need are seniors, and 80% of the seniors in need are women.** This is the result of the longer life span of women coupled with a lower wage during their working lives. In addition the community also needs affordable housing for single working people and for students, if its economy is to thrive. With continued growth in the West Parry Sound area, affordable housing is becoming an increasingly significant issue.

The Strong Communities Through Affordable Housing Act, 2011 (formerly Bill 140), identifies affordable housing as a matter of Provincial Interest. Although the District of Parry Sound Social Services Administration Board (PSDSSAB) is the service provider for this region and has prepared a Housing and Homelessness Plan, local non-profits and municipalities must play a role.

What is Affordable Housing?

“Affordable housing” is a broad term that encompasses a number of different definitions in public policy and the general public. Within Ontario, Section 6.0 of the Provincial Policy Statement (2014) provides the following definition for ownership and rental housing:

In the case of ownership housing, the least expensive of

1. Housing for which the purchase price results in annual accommodation costs which do not exceed 30% of gross income for low to moderate income households, or
2. Housing for which the purchase price is at least 10% below the average purchase price of a resale unit in the regional market area.

In the case of rental housing, the least expensive of

1. A unit for which the rent does not exceed 30% of gross annual income for low to moderate income households, or
2. A unit for which rent is at or below the average market rent of a unit within the regional market area.

2016 Census has 52% of households spending 30% or more on shelter costs in Parry Sound



Current affordable housing buildings in Parry Sound have been supporting the community for over 30 years

| | Beauregard | Sunset Court |
|---|------------|--------------|
| Units | 40 | 50 |
| RGI Units | 20 | 50 |
| Affordable Market Units | 20 | 0 |
| Affordable Market Price for One Bedroom Including Utilities | \$1007 | |

Only 20 affordable market senior units in Parry Sound

| Area | Total Population | Population over 65 | Percentage of Senior Population |
|-------------------|------------------|--------------------|---------------------------------|
| Seguin | 4304 | 1170 | |
| Carling | 1125 | 330 | |
| The Archipelago | 531 | 175 | |
| McDougall | 2702 | 640 | |
| Parry Sound | 6408 | 1760 | |
| McKellar | 1111 | 390 | |
| Unorganized Area | 2143 | 845 | |
| Whitestone | 916 | 315 | |
| Total Area | 19240 | 5625 | 29% |

*Population information was taken from the 2016 census. Additional census data, housing data, or district questions should be directed to PSDSSAB

Proposed 50 Unit Senior Housing Building

Our objective is to build a new affordable market senior housing complex/building with access to the proposed wellness centre. We want our seniors to stay in the community! We have provided the CMHC housing continuum to illustrate where our new housing fits. We will ensure 25% of the new senior housing is affordable, as per CMHC. The remainder of the units will be priced at or below the average one-bedroom market rent in the area.

Our property will be smoke free, have onsite space for partners to assist our tenants, and will meet the National Housing Funding criteria.

THE HOUSING CONTINUUM



Building Option 1 (7.5 Million)

Town house complex



- (1) 50% Units affordable market
- (2) One story
- (2) 4 buildings / with vinyl siding
- (3) 500 square foot units
- (4) Every unit will have a private entrance & patio
- (5) Every unit will be accessible
- (6) Community space for events
- (7) Onsite office for partners
- (8) More local trades (compared to Option 2)

Land requirement of 3 acres

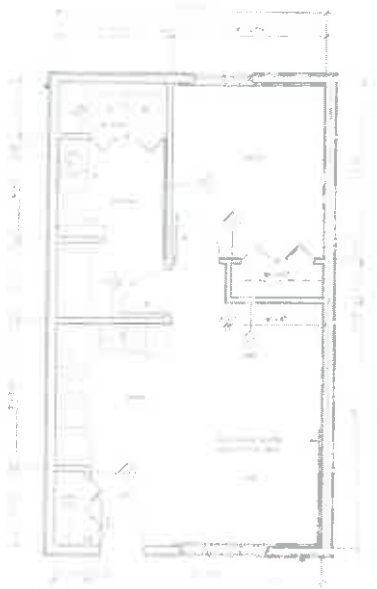
Building Option 2 (10.5 Million)

Residential Building



- (1) 25% Units affordable market
- (2) Four story brick building
- (3) 500 Square foot units
- (4) Accessible by on site elevator
- (5) Possible connection to wellness centre
- (6) Common room, and partner space
- (7) May require out of town trades
- (8) Laundry room

Land requirement of 2 acres



Unit Layout and Features

- ✓ **Private Bedroom**
- ✓ **Accessible Washroom**
- ✓ **In-Suite Laundry** (Building Option 1)
- ✓ **Full Kitchen**
- ✓ **Wired for Cable / Internet**
- ✓ **Air Conditioning**

How We Will Achieve Affordable Market Housing

The National Housing Co-Investment Fund provides low-cost loans and/or financial contributions to support and develop mixed-income, mixed-tenure, mixed-use affordable housing. This housing must be energy efficient, accessible, and socially inclusive. The National Housing Co-investment Fund prioritizes projects that support partnerships between governments, non-profits, private sector, and others to make federal investment go further.

Proponents are eligible for loans and/or financial contributions depending on the needs of the project and the level of achievement of the National Housing Strategy outcomes. Different combinations of loans and/or contribution are possible. There is

\$5.19 billion available through low-cost repayable loans over 10 years, and
\$2.26 billion available through capital contributions over 10 years.

Low-interest loans will be available for up to 20 years to fund projects demonstrating financial viability and long-term affordability.

Each loan offers the following:

- ✓ A 10-year term (closed to pre-payment) with a fixed interest rate locked in at first advance. The term will be renewable for another 10 years and the interest rate will reset when renewed.
- ✓ Up to a 50-year amortization for smaller monthly payments and long-term viability.
- ✓ Up to 95% loan to cost for residential space and up to 75% loan to cost for non-residential space. There is up to 75% loan to cost (residential) for municipalities, provinces, territories, and private sector.
- ✓ Interest-only payments once the loan is fully advanced.

* More information on The National Housing Co-Investment Fund can be retrieved at <https://www.cmhc-schl.gc.ca/en/nhs/co-investment-fund>

How Municipalities are Contributing

A growing number of municipalities are using financial incentives to help create affordable rental housing. Common incentives include the following:

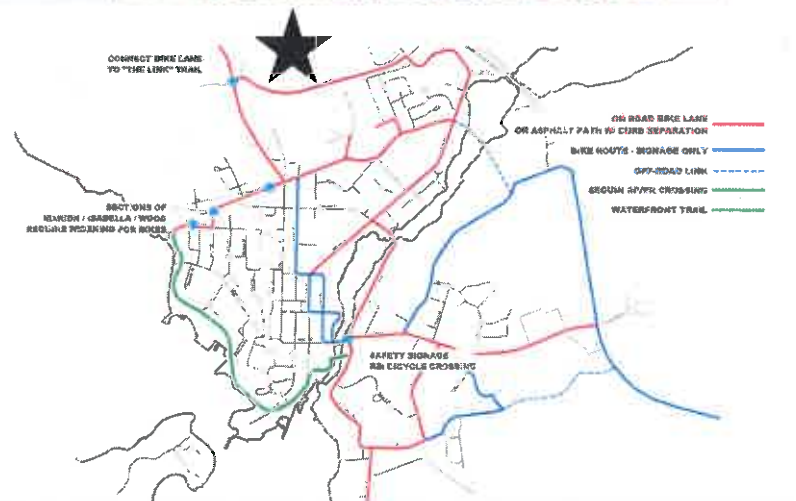
1. Providing Municipal Land
2. Tax Increment Financing - Increases in property taxes from site improvements are delayed for up to 20 years. Full value of taxes begin at the end of eligible period
3. Development Charge Grant/Waiver - A grant or waiver from municipal Development Charges for eligible developments
4. Development Charge Deferral - Defers the payment of Development Charges to a later date (either upon completion of construction or 10 - 20 year period)
5. Housing Trust Fund - Municipally created fund to provide capital funding for affordable housing developments

Why the Parry Sound Drive Property



Benefits Include

1. Municipal partnerships
2. Walking distance to schools
3. Centrally located for shopping
4. Access to walking trails
5. Potential for future development
6. Points on the lake for possible park area
7. Affordable transportation to events and medical facilities



- More information on area active transportation can be viewed at <https://www.wpsactivetrans.org>

How Working With Us Can Achieve The Wellness Centre Goals

Our volunteer board has demonstrated the ability to work with partners to share in costs and improve our collective services to the community. Our unique partnership with the local urban Indigenous housing provider GBNNPHI has successfully built and maintained affordable homes in Parry Sound.

We are ready to work with our local municipalities, area First Nations, and urban Indigenous partners GBNNPH and The Friendship Centre to increase the access to **20% more funding** under the Investing in Canada Infrastructure Program: Community, Culture and Recreation Stream for the proposed wellness centre.

How Working With Us Can Achieve Area Labour Goals

Our origination has a commitment to local trades. In our last development over 80% of the products and labour within the nine million dollar build was sourced locally.

Conclusion

We have the expertise, the success, and the partnerships in place to build needed affordable senior housing. We look forward to working with all interested municipalities to achieve our housing goals and our area's wellness centre goals.

Parry Sound Affordable Housing Development Corporation
Attention: Howard Wesley
14A Parry Sound Rd
Parry Sound, ON
P2A 2M4



RECEIVED SEP 2 2019

Georgian Bay Native Non Profit Homes Incorporated

15-78A Bowes St, Parry Sound, ON P2A 2L7 – Phone 705-746-7474 – Fax 888-636-1833 – gbnnp@icloud.com

September 23, 2019

Municipality of McDougall
5 Barager Blvd
Parry Sound, ON P2A 2W9

Dear Mayor and Council:

We are excited to offer our support and financial commitment to build a new elder housing complex that would be connected to a wellness centre.

Our unique partnership with Parry Sound Non Profit Housing Corporation which began in 2012 has provided the Town of Parry Sound two upgraded parks, three community gardens, and investments in new housing including The Sound Community Hub. We also work with partners to provide many programs at The Sound Community Hub where our housing lives.

Approximately \$407 million in federal funding and \$320 million in provincial funding will be available for the Community, Culture and Recreation stream over ten years starting in 2019-20. At least \$30 million of federal funding must be carved out for off-reserve Indigenous projects. (Source: *Investing in Canada Infrastructure Program: Community, Culture and Recreation Stream*, <http://www.grants.gov.on.ca>)

We are looking to build more Indigenous homes, and we see the opportunity to accomplish our housing goals with the added construction of a wellness centre. Under the new Community, Culture and Recreational Projects funding we have the opportunity to work together to access more funding and reduce the local contribution for the wellness centre from 26.67% to 6.67%.

We have directed staff to work with you and Parry Sound Affordable Housing Development Corporation on a proposal.

On behalf of the board of directors,

Sky Panipak
Project Manager



Kiran Saini
Deputy Town Clerk
Town of Newmarket
395 Mulock Drive
P.O. Box 328 Station Main
Newmarket, ON L3Y 4X7

ksaini@newmarket.ca
tel.: 905-953-5300, Ext. 2203
fax: 905-953-5100

September 17, 2019

Sent via email to: All Ontario Municipalities

Attn: Municipal Clerk

RE: More Homes, More Choice Act, 2019 - Bill 108 Proposed Regulations

I am writing to advise that Council, at its meeting held on September 9, 2019, adopted the following recommendations:

1. That the report entitled Bill 108 Proposed Regulations, dated August 26, 2019 be received; and,
2. That following the September 9, 2019 Council meeting, the final version of the report entitled Bill 108 Proposed Regulations, dated August 26, 2019 be formally submitted to the province; and,
3. That it be requested by the Town that the province release final drafts of the regulations associated with Bill 108 with a consultation period of no less than 3 months; and,
4. That a copy of this Motion be sent to all Ontario Municipalities requesting their support; and,
5. That Staff be authorized and directed to do all things necessary to give effect to this resolution.

Yours sincerely,

Kiran Saini
Deputy Town Clerk

KS:aw

Board of Management for the District of Parry Sound West (Belvedere Heights)
Regular “Public” Meeting
Wednesday, August 28, 2019

MINUTES

Present: Ms. Lynne Gregory, Chair
Ms. Karen Insley Stewart, Vice Chair
Mr. Doug McCann, Secretary-Treasurer
Mr. Edward (Ted) Knight
Mr. Paul Borneman
Mr. Don Carmichael
Mr. Art Coles
Ms. Marsha Rivers, Chief Executive Officer (CEO)
Ms. Billie Torbett, Recording Secretary

Regrets:

1.0 CALL TO ORDER: The Chair called the meeting to order at 9:00 a.m.

2.0 ITEMS TO BE ADDED TO THE AGENDA:
Moved 6.0 (Human Resources) to 8.0 (In-Camera meeting)

3.0 CONFLICT OF INTEREST: None

4.0 APPROVAL OF MINUTES:

73/19 “That the minutes of the Regular “Public” meeting held June 26, 2019 be accepted as presented.”

Moved by: Art Coles

Seconded by: Karen Insley-Stewart Carried

5.0 PRESENTATIONS:

5.1 Elaine Melse, Friends of Belvedere – Elaine updated the Board of the group’s activities and recent purchases. To date, the group has raised approximately \$83,000. The Board thanked Elaine and the group for their tremendous fundraising efforts.

6.0 COMMITTEES: No reports

7.0 BUSINESS ARISING:

7.1 Dashboard – The CEO provided the Board with a dashboard template and draft indicators based on strategic plan directions. Members were asked to forward comments and suggestions regarding objectives, metrics and/or range keys to the Board Chair who will use this information to adjust the tool. Once finalized, the dashboard will serve as a reporting tool. It was requested by one member that results be shared in a graph format.

8.0 CORRESPONDENCE: None

**Board of Management for the District of Parry Sound West (Belvedere Heights)
Regular "Public" Meeting
Wednesday, August 28, 2019**

MINUTES

9.0 REPORTS:

9.1 Board Chair – no report

9.2 Chief Executive Officer – report was discussed. One member requested minutes from the WPS OHT meeting held on July 12, 2019.

10.0 OTHER BUSINESS:

10.1 Provincial re-appointment of Edward (Ted) Knight

74/19 "That the Board of Management authorize the Board Chair to forward a letter of recommendation regarding Mr. Ted Knight's re-appointment to the Board."

Moved by: Art Coles Seconded by: Doug McCann Carried

10.0 ACCOUNTS PAYABLE: It was raised by one member that the board package sent to the Board electronically did not contain complete financials. This omission was acknowledged and it was further clarified that complete financials were provided in hardcopy board package available to board members on August 23rd, 2019.

75/19 "That the Board hereby approves the Operating Expenses in the amount of \$ 601,002.38; Life Lease Expenses in the amount of \$ 9,790.30; and Community Support Services Expenses in the amount of \$ 63,395.60; for the month of June, 2019 as per the attached lists."

AND FURTHER

"That the Board hereby approves the Operating Expenses in the amount of \$ 690,068.92; Life Lease Expenses in the amount of \$ 177,775.12; and Community Support Services Expenses in the amount of \$ 60,598.37 for the month of July, 2019 as per the attached lists."

Moved by: Doug McCann Seconded by: Don Carmichael Carried

11.0 "CLOSED" IN-CAMERA MEETING:

76/19 "That the Board of Management proceed into "Closed" In-Camera meeting at 9:56 a.m. in order to address matters pertaining to:

- ✓ the security of the property of the Board;
- ✓ personal matters about an identifiable individual, including Board employees;
- ✓ a proposed or pending acquisition of land for Board purposes;

Board of Management for the District of Parry Sound West (Belvedere Heights)
Regular "Public" Meeting
Wednesday, August 28, 2019

MINUTES

- ✓ labour relations or employee negotiations;
- ✓ litigation or potential litigation, including matters before administrative tribunals, affecting the Board and/or its operations;
- ✓ the receiving of advice that is subject to solicitor-client privilege, including communications necessary for that purpose;
- ✓ a matter in respect of which a Board, committee or other body has authorized a meeting to be closed under another Act.
- ✓ If the subject matter relates to the consideration of a request under the *Municipal Freedom of Information and Protection of Privacy Act*."

Moved by: Art Coles Seconded by: Karen Insley Stewart Carried

Motions 77/19 and 78/19 were passed in In-Camera meeting.

12.0 RATIFICATION OF MATTERS FROM "CLOSED" IN-CAMERA SESSION:

79/19 "That the reports and directions of the Board of Management "Closed" In-Camera session be accepted as presented."

Moved by: Ted Knight Seconded by: Paul Borneman Carried

13.0 ADJOURNMENT:

80/19 "That the Board adjourn at 1:12 p.m."

Moved by: Ted Knight Seconded by: Paul Borneman Carried


Chair


Secretary-Treasurer

Next Regular Board meeting will be held on Wednesday, September 25, 2019 at 9:00 a.m. in the Administration Room.

NEWS RELEASE

For immediate release: October 2, 2019

HEALTH UNIT LAUNCHES CAMPAIGN TO SUPPORT BREASTFEEDING FAMILIES IN THE COMMUNITY

PARRY SOUND, ON - The North Bay Parry Sound District Health Unit (Health Unit) is kicking off National Breastfeeding week with the “Normalize It” campaign to promote and celebrate breastfeeding families. Together with community partners and Mayor Jamie McGarvey, the Health Unit encourages the community to support breastfeeding families. As part of the campaign, the Health Unit has unveiled four new breastfeeding cut-outs, which will be on display across the districts.

“The cut-outs have multiple purposes - to increase breastfeeding visibility, get people talking about breastfeeding, and to show our support as a community for breastfeeding families,” says Heather Lawson, public health nurse. “We’re also launching a fun and interactive social media contest to encourage families to engage with the cut-outs.”

From October 1 to the 15, if you come across one of the life sized breastfeeding cut-outs in the community, take a picture with your family or friends and the cut-out and send it to the Health Unit, via email or the Health Unit’s Facebook page. The Health Unit will then post the picture on their Facebook page and ask their followers to vote on their favourite submission. The top three photos will receive a grocery gift card (total prize value - \$175). If you don’t see one of the cut-outs in person, you can still participate by submitting a personal picture of yourself and your family or a friend while breastfeeding.

Health Canada and the Canadian Paediatric Society recommend breastfeeding up to two years and beyond – according to provincial data many families initiate breastfeeding after birth but don’t reach their breastfeeding goals due to barriers such as: comfort breastfeeding in public, returning to work or school and knowing where to get appropriate support. Breastfeeding families are more likely to reach their breastfeeding goals with support. By bringing together partners, families, communities, health care systems and workplaces we can create a culture that supports breastfeeding. We ask that you join us by participating in this initiative, and to show your support for breastfeeding families.

For more information on the Normalize It campaign, including how to participate in the contest, visit www.myhealthunit.ca/normalizeit or call 1-800-563-2808.

Quick Facts


- In Canada, we celebrate World Breastfeeding Week from October 1 to 7, 2019.
- The Health Unit offers breastfeeding support programs and resources, including breastfeeding clinics, peer support education and telephone support.
- The Health Unit encourages local businesses to demonstrate their support by displaying a breastfeeding cling in their establishment. The stickers and clings are available through the Health Unit.

Media Inquiries

Alex McDermid, Public Relations Specialist

P: 705-474-1400, ext. 5221 or 1-800-563-2808

E: communications@healthunit.ca



Belvedere Heights

Community Support Services Residences Long Term Care

October 8, 2019

Mayor & Councillors,
Municipality of McDougall
5 Barager Blvd.
McDougall, ON P2A 2W9

Dear Mayor & Councillors:

The Board of Management of Belvedere Heights wishes to invite you to attend the Annual General Meeting being held with its eight supporting Municipalities on Thursday, **October 17, 2018.**

The Meeting will begin at **6:30 p.m. in the Fireside Lounge of Belvedere Heights (Main Level)** and refreshments will be served.

We look forward to seeing you on the 17th.

Kind regards,

Marsha Rivers,
Chief Executive Officer

HOME FOR THE AGED

ADMINISTRATION
(705) 746-5871 • FAX (705) 774-7300

21 BELVEDERE AVENUE

NURSING DEPARTMENT
(705) 746-5871 • Extension 2
FAX (705) 774-7300

PARRY SOUND, ON P2A 2A2

COMMUNITY SUPPORT SERVICES
(705) 746-5602 or 1-800-883-0058
FAX (705) 774-7300

To: Members of the Community Policing Advisory Committee
West Parry Sound Ontario Provincial Police
Meeting Date: 17 October 2019 7:00 p.m.
Location: Ministry of Natural Resources Boardroom, 7 Bay Street, Parry Sound, Ontario

AGENDA

1. Attendance

| Present | Absent | CPAC Member |
|---------|--------|---|
| | | Grant Walker – Archipelago Township |
| | | Debbie Crocker - Carling Township |
| | | Mike Kekkonen – McKellar Township |
| | | Bonnie Keith – Town of Parry Sound |
| | | Joe McEwen – Municipality of Whitestone |
| | | Lionel Fox – Henvey Inlet First Nation |
| | | Joe Ryman – McDougall Township |
| | | Rod Osborne – Seguin Township |
| | | Al O'Brien – Byng Inlet/Britt |
| | | A/S/Sgt. Jeremy McDonald– OPP |
| | | Pam Stoneman – OPP |

2. Welcome and Introductions – A/S/Sgt. McDonald

3. Review/ additions/changes of: Minutes of 18 July 2019 meeting

Moved by:

Seconded by:

Resolved That: The Minutes of the Community Policing Advisory Committee meeting held on the 18 July 2019 be approved as presented

4. Reports:

- a. 2019 Q3 Detachment RMS, ICON and CRS Report: CPAC member comments/questions
- b. 2019 Q3 Member comments/questions individual CFS Billing Summary Report
- c. 2019 Q3 Focused patrol updates –
 - Beaches and Parks in surrounding area – suspicious activity 29Jul2019 - 3Sept2019 – Conclusion; 13 documented patrols for a total of 19.25 hours.
 - Marine Patrol Lake Manitouwabing – All three main summer long weekends – Conclusion; 7 documented patrols for a total of 17 hours.

5. New Business:

6. Correspondence:

7. Any Other Matters:

- Presentation by Municipal Policing Bureau – Sgt. Kelly Withrow

8. Meeting Date(s) 2020 – January 16th, 2020
April 16th, 2020
July 16th, 2020
October 15th, 2020

To: Members of the Community Policing Advisory Committee
Meeting Date: 18 July 2019
Meeting Time: 7:00 p.m.
Location: West Parry Sound OPP Detachment – 7 Bay Street, Parry Sound

MINUTES

PRESENT WERE: Mike Kekkonen Township of McKellar
Rod Osborne Township of Seguin
Joe McEwen Municipality of Whitestone
Debbie Crocker Township of Carling
Joe Ryman Municipality of McDougall
Grant Walker Township of the Archipelago
Sgt. J. McDonald Ontario Provincial Police
Pam Stoneman Ontario Provincial Police
Lionel Fox Henvey Inlet First Nation- Guest

ABSENT WERE: S/Sgt S. Crabbe Ontario Provincial Police
Bonnie Keith Town of Parry Sound

ABSENT GUEST: Al O'Brien Britt/Byng Inlet

The meeting was called to order at 7:00 p.m.

WELCOME

Sgt. McDonald welcomed everyone. Advised that S/Sgt Crabbe sent regrets and Sgt. McDonald advised that after August 19th, S/Sgt Crabbe would be taking on a new role as Inspector in Kapuskasing and would no longer be with us. In regard to the future leadership of West Parry Sound, there would be someone placed in an acting position until they can advertise and hold interviews on the permanent position, likely sometime this fall.

MINUTES

The meeting package, including draft Minutes and reports, was forwarded to CPAC members by e-mail prior to the meeting. Edits were made to the date of a previous meeting should have read "31 October 2018" not 2019. Last page asked for clarification on T.I.M.E team which stands for "Traffic Investigation and Motor Vehicle Exam" team

The Minutes of the meeting held on 18 April 2019 were presented.

Moved by: Lionel Fox
Seconded by: Debbie Crocker

Resolved that: The Minutes of the Community Policing Advisory Committee meeting held on January 24, 2019 be approved as amended.

BUSINESS ARISING FROM MINUTES

- a) Other than the changes discussed above, no other discussion was held.

REPORTS

- a) ***Accountability Report (01 April 2019- 30 June 2019):*** Sgt. McDonald advises that although our numbers appear to be down, this is reflective of numbers a few years ago. We have switched to a proactive policing report, we are out in the community.
- b) ***Municipal Statistics (01 April 2019- 30 June 2019):*** Sgt. McDonald had a discussion regarding RMS/ICON/ CRS (collision reporting). There have been various changes to the Over 80/Impaired laws and to the laws surrounding Cannabis and other illicit drugs.

We have 2 fully trained DRE (Drug Recognition Experts) officers locally.

J. MacEwen had questions about drug calls, are they mostly in the Town of Parry Sound or surrounding municipalities. Sgt. McDonald advised that the overdoses we are seeing are generally within the Town of Parry Sound, but that the large drug seizures resulting from traffic stops are typically on the main corridor highways (69 and 400)

J. McDonald advised he Public Health have announced the presence of "Purple Heroin" in the community the Town has placed needle boxes around everywhere , however, users may not be taking advantage of this. Can only do what you can do.

There was discussion around the ICON Stats and where stats were going to be generated from going forward.

J. McDonald advised that Over 80/Impaired charges were up, M. Kekkonen, in looking at the stats presented, indicated looked like up from 52 to 54 from last year. J. McDonald felt that this number may not have been accurate, and would look into it.

Foot Patrol hours: J. McDonald broke down the foot patrol hours, where the #'s were generated.

R. Osborne wanted to know if the total 274 hours were in Parry Sound and J. McDonald advised that, yes, they would be mostly in Parry Sound.

Discussion about public complaints process and #'s. J. McDonald advised he is not sure what constitutes a public complaint in terms of the statistics. Advised there are three main types, those against the Policies of the OPP, those against the OPP in general, and those against a specific officer.

J. McDonald reviewed the total cruiser/marine and foot patrol hours no significant concerns.

Discussion regarding Emergency planning, J. McDonald advised that this is done regularly. The OPP recently completed Continuity of Operations with S/Sgt Crabbe and the Foley Fire Hall is the WPS OPP's fall back location.

Members of the WPS OPP also were involved in a mock Emergency along with members of the Carling FD, EMO Ontario, MNR and Conservation Officers. This was completed so that the emergency services could determine if we had the resources in place to handle a major emergency. One of the findings was that radio communications between the various groups was an issue and would need to be reworked or looked into for future emergencies.

c) CFS Report / Billing Summary (01 April 2019- 30 June 2019):

J. MacEwen questioned the 202-285 in weighted hours were- calls for service or actual hours worked. J. McDonald was unsure and would try to have better answers for next meeting.

Discussion around the table about System billing, J. McDonald was going to try and reach out to Municipal Policing Bureau to explain how the CFS Billing/RMS report is generated and allocated.

L. Fox had questions about staffing and whether or not Parry Sound is down in Constable #'s.

J. McDonald advised that we are currently down 3 members, but that could be down 4 or 5 in the coming months. He also advised that our vacancy rate is much better than some in the province, it's a provincial problem with others that are much worse off.

M. Kekkonen brought up the number of 911 calls we respond to. This is an ongoing issue. Discussion about cell phones and the auto-dial functions, members were shown how to change these settings in their phones and encouraged to show everyone they know how to do this.

R. Osborne was concerned about the local drug activity, pointing to a 65% increase in Cocaine and Meth charges and not so much in Cannabis. J. McDonald advised we have many active investigations in regard to the drug activity in the area.

M. Kekkonen was questioning the 'animal' calls. J. McDonald advised that normally these are generated from public places (dogs in cars) and usually from within the Town of Parry Sound.

M. Kekkonen also had questions regarding "suspicious vehicle" calls. J. McDonald advised that this could be many things (cars on back roads that aren't familiar, cars parked on streets at odd times etc.)

FOCUSED PATROLS

- (1) Point Au Baril/Highway 69 Speeders- This was a joint forces blitz with MNR/MTO and Canine looking for speeders, drugs, etc.

G. Walker advsd that the community was very impressed with report and pleased with the WPS OPP in general.

- (2) Lake Manitouwabing: Busy lake, this ran from May long weekend to Labour day. Marine unit out focused on Mill Lake and Lake Manitouwaubing. Results were 2 x Impaired Operation of a vessel, 6 x 3 Day License Suspensions. These larger lakes need the attention.

J. McDonald advises that we have 4 full time marine positions and 153 Occurrences from 01 April to 17 July. There are 124 shifts on the water. This summer's goal was to focus on some areas that have not been policed in a while. There has been some discussion about adding to this by having RIDE programs at boat launches and more general patrol in these areas. When marine trained members are not available, OPP have been using resources from the MNR and the APS, as well as joining forces with the Almaguin Highlands OPP to patrol lakes along our policing borders.

M. Kekkonen asked about speed enforcement 10 km/hour within 30 m of shore. J. McDonald advised that yes, OPP enforce speed, as set out in the Canada Shipping Act.

J. MacEwen brought up concerns about calls on the outskirts of Whitestone, who would respond WPS or Almaguin Highlands?

J. McDonald explained that in major incidents the communication centre goes by a closest to the call response, this means that any OPP who are in the area and closest to the call would respond, no matter what location they are from.

NEW BUSINESS

L. Fox had request for a greater presence on Henvey First Nation, he has concerns about the rise in drunk driving, persons driving with no license, aggressive driving. J. McDonald questioned whether the HFN was in agreement with OPP and APS joining up for policing if they were able to make those arrangements, and L. Fox advised that this would be totally acceptable.

R. Osborne asked what jurisdiction does OPP have on First Nation lands. J. McDonald advised that WPS and Henvey Inlet have a great working relationship, very unique within the province. OPP and/or APS have to have the permission of the First Nation in order to police there.

COMMUNITY SAFETY PLAN

J. MacEwen advised that there are meetings (Info Sessions) for the plan.

J. Ryman advised that there is an email invitation, inviting CPAC members and staff to be involved in the development.

J. McDonald advised that the OPP plans to remain at arms length during the process.

CORRESPONDENCE

None

NEXT MEETING

The next meeting of the CPAC will be on October 17, 2019 commencing at 7:00 p.m.

G. Walker inquired whether or not arrangements could be made for Municipal Policing to attend, and J. McDonald advised he would reach out and make the request and remained hopeful this could happen.

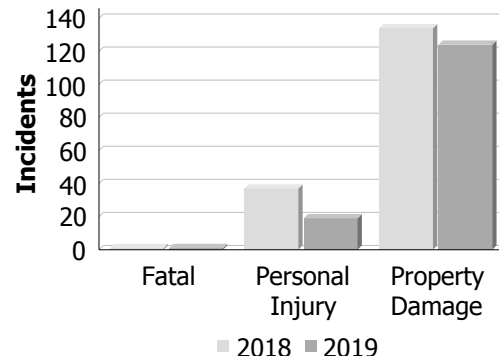
ADJOURNMENT

The meeting adjourned at 8:40 p.m.

Police Services Board Report for West Parry Sound
Collision Reporting System
July to September - 2019

Motor Vehicle Collisions by Type

| Incidents | July to September | | | Year to Date - September | | |
|-----------------|-------------------|------------|---------------|--------------------------|------------|---------------|
| | 2018 | 2019 | % Change | 2018 | 2019 | % Change |
| Fatal | 1 | 1 | 0.0% | 6 | 2 | -66.7% |
| Personal Injury | 37 | 19 | -48.6% | 81 | 47 | -42.0% |
| Property Damage | 134 | 124 | -7.5% | 380 | 360 | -5.3% |
| Total | 172 | 144 | -16.3% | 467 | 409 | -12.4% |



Fatalities in Detachment Area

| Incidents | | July to September | | | Year to Date - September | | |
|-------------------------|-----------------|-------------------|------|----------|--------------------------|------|----------|
| | | 2018 | 2019 | % Change | 2018 | 2019 | % Change |
| Motor Vehicle Collision | Fatal Incidents | 1 | 1 | 0.0% | 4 | 2 | -50.0% |
| | Alcohol Related | 0 | 0 | -- | 0 | 0 | -- |
| Off-Road Vehicle | Fatal Incidents | 0 | 0 | -- | 0 | 0 | -- |
| | Alcohol Related | 0 | 0 | -- | 0 | 0 | -- |
| Motorized Snow Vehicle | Fatal Incidents | 0 | 0 | -- | 2 | 0 | -100.0% |
| | Alcohol Related | 0 | 0 | -- | 1 | 0 | -100.0% |

| Persons Killed | | July to September | | | Year to Date - September | | |
|-------------------------|--|-------------------|------|----------|--------------------------|------|----------|
| | | 2018 | 2019 | % Change | 2018 | 2019 | % Change |
| Motor Vehicle Collision | | 2 | 1 | -50.0% | 7 | 2 | -71.4% |
| Off-Road Vehicle | | 0 | 0 | -- | 0 | 0 | -- |
| Motorized Snow Vehicle | | 0 | 0 | -- | 2 | 0 | -100.0% |

Detachment: 4J - WEST PARRY SOUND

Location code(s): 4J00-WEST PARRY SOUND, 4J01-PARRY SOUND (Parry Sound (MI)), 4J10-WEST PARRY SOUND (Still River), 4J74-HENVEY INLET/PICKEREL FN

Data source date:
2019/10/07

Report Generated by:
McDonald, Jeremy

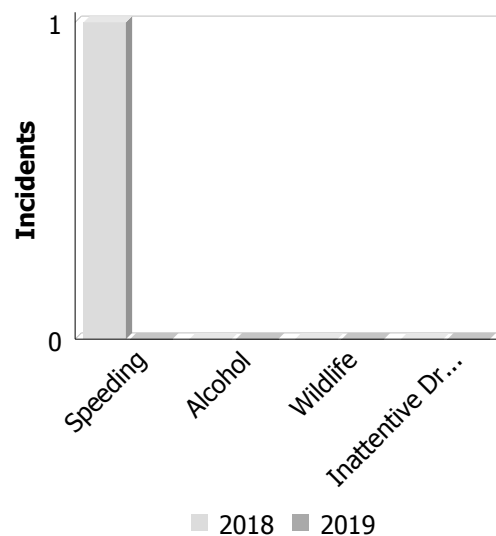
Report Generated on:
8-Oct-19 1:49:57 PM
PP-CSC-Operational Planning-4300

Police Services Board Report for West Parry Sound
Collision Reporting System
July to September - 2019

Primary Causal Factors in Fatal Motor Vehicle Collisions

| Incidents | July to September | | | Year to Date - September | | |
|---|-------------------|------|----------|--------------------------|------|----------|
| | 2018 | 2019 | % Change | 2018 | 2019 | % Change |
| Speeding as a contributing factor | 1 | 0 | -100.00% | 3 | 0 | -100.00% |
| Where alcohol is involved | 0 | 0 | 0 | 0 | 0 | 0 |
| Wildlife as a contributing factor | 0 | 0 | 0 | 0 | 0 | 0 |
| Inattentive driver as a contributing factor | 0 | 0 | 0 | 1 | 0 | -100.00% |

| Persons Killed | July to September | | | Year to Date - September | | |
|-----------------------------------|-------------------|------|----------|--------------------------|------|----------|
| | 2018 | 2019 | % Change | 2018 | 2019 | % Change |
| Seatbelt as a contributing factor | 0 | 0 | 0 | 0 | 0 | 0 |



Data Utilized

- SQL online application reporting system – OPP CRS 2.3.09
- Collision Reporting System Business Intelligence Cube

Detachment: 4J - WEST PARRY SOUND

Location code(s): 4J00-WEST PARRY SOUND, 4J01-PARRY SOUND (Parry Sound (MI)), 4J10-WEST PARRY SOUND (Still River), 4J74-HENVEY INLET/PICKEREL FN

Data source date:
2019/10/07

Report Generated by:
McDonald, Jeremy

Report Generated on:
8-Oct-19 1:49:57 PM
PP-CSC-Operational Planning-4300

Calls for Service/Foot Patrol/CSO/Citizen Self Reporting/911 calls

2019 Q3 total calls for service 3724 vs 3737 in 2018 Q3.

Q3- Total Foot Patrol Hours for the Detachment: 213.25 hrs.

Q3- Town of Parry Sound Foot patrol: 101 hrs vs 114 hrs in Q3 2018.

CSO - PC Joe Scali

Dare: For the school year of September 2019 to June 2020. The West Parry Sound OPP will not be teaching Dare to the local elementary schools. PC Scali will be attending the Dare training when training becomes available in the spring of 2020.

PC Scali will be attending the schools be attending the school, with the teachers, determining the appropriate topics to be presented to the students. Bullying, cannabis, opioids and calling 911, vaping, cybercrimes, cyber bullying, internet scams and the consequences of sending personal photos on the internet.

27 Media releases.

Community involvement: please see attached Community Mobilization – Activity Reports for details.

14 activities reported.

Drug Seizures/ Type: Q2 2019

6 seizures in Q3 – 90 percent Prescription medication, 5 percent heroin, 5 percent cocaine and 10 percent marihuana . A warrant executed at a residence in August accounts for the majority of Prescription seizer.

Citizen Self Reporting (CSR)

4 on file for Q3- 2019 vs 2 for 2018 Q3

911 calls

778 Q3 2019 vs 367 in Q3 2018. False/misdialed 911 calls continue to be the majority of the 911 calls received.

911 YTD: 2019 1343 – vs 789 YTD 2018



STATISTICS & PREDICTIVE ANALYTICS UNIT
ONTARIO PROVINCIAL POLICE

Instructions:

- Please start by entering **Starting Month, Ending Month** and **Year** to populate c
- Only enter value in the cell highlighted Blue, as the Grey highlighted cells get a

| | |
|--|-------------------------------|
| | Automatically generates value |
| | Needs input value |

- The chart is dynamic, and will be automatically generated based on the value €
- Make sure to complete **Detachment, Data Source Date, Report Generated by**

dates in the table
automatically generated by a formula

entered.
/ and **Report Generated On** section at the bottom left of the template

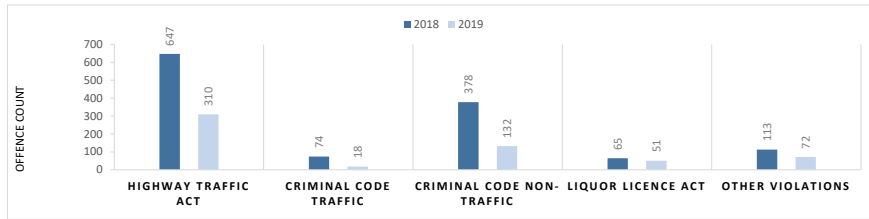
| | |
|----------------|-----------|
| Starting Year | 2019 |
| Starting Month | July |
| Ending Month | September |

Police Services Board Report for West Parry Sound

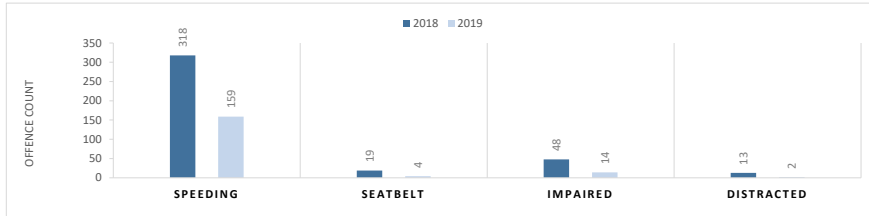
Integrated Court Offence Network

July to September - 2019

| Criminal Code and Provincial Statutes Charges Laid | | | | | | |
|--|--------------------------|------------|---------------|--------------------------|-------------|---------------|
| Offence Count | July to September - 2019 | | | Year to Date - September | | |
| | 2018 | 2019 | % Change | 2018 | 2019 | % Change |
| Highway Traffic Act | 647 | 310 | -52.1% | 2132 | 1510 | -29.2% |
| Criminal Code Traffic | 74 | 18 | -75.7% | 190 | 121 | -36.3% |
| Criminal Code Non-Traffic | 378 | 132 | -65.1% | 1020 | 803 | -21.3% |
| Liquor Licence Act | 65 | 51 | -21.5% | 163 | 123 | -24.5% |
| Other Violations | 113 | 72 | -36.3% | 402 | 397 | -1.2% |
| All violations | 1277 | 583 | -54.3% | 3907 | 2954 | -24.4% |



| Traffic Related Charges | | | | | | |
|-------------------------|--------------------------|------|----------|--------------------------|------|----------|
| Offence Count | July to September - 2019 | | | Year to Date - September | | |
| | 2018 | 2019 | % Change | 2018 | 2019 | % Change |
| Speeding | 318 | 159 | -50.0% | 1232 | 842 | -31.7% |
| Seatbelt | 19 | 4 | -78.9% | 35 | 23 | -34.3% |
| Impaired | 48 | 14 | -70.8% | 100 | 72 | -28.0% |
| Distracted | 13 | 2 | -84.6% | 37 | 17 | -54.1% |
| | | | | | | |
| | | | | | | |



Integrated Court Offence Network data is updated on a monthly basis: Data could be as much as a month and a half behind

Data Utilized

Ministry of Attorney General, Integrated Court Offence Network

Integrated Court Offence Network Business Intelligence Cube

| | |
|----------------------|-------------------|
| Detachment: | West Parry Sound |
| Data Source Date: | ##### |
| Report Generated On: | 10/8/2019 |
| Report Generated By | A/S/Sgt. McDonald |

**Police Services Board Report for West Parry Sound
2019/Jul to 2019/Sep**

| Public Complaints | |
|--------------------------|---|
| Policy | 0 |
| Service | 0 |
| Conduct | 0 |

Date information collected from Professional Standards Bureau Commander Reports: 2019-10-08

Data Source

Ontario Provincial Police, Professional Standards Bureau Commander Reports

- Includes all public policy, service and conduct complaints submitted to the Office of the Independent Police Review Director (OIPRD)

| Secondary Employment |
|-----------------------------|
|-----------------------------|

| Daily Activity Reporting Patrol Hours | |
|--|-----------------------------|
| Total Hours | 2019/Jul to 2019/Sep |
| Number of Cruiser Patrol Hours | 1,585.75 |
| Number of Motorcycle Patrol Hours | 0.00 |
| Number of Marine Patrol Hours | 493.50 |
| Number of ATV Patrol Hours | 0.00 |
| Number of Snowmobile Patrol Hours | 0.00 |
| Number of Bicycle Patrol Hours | 0.00 |
| Number of Foot Patrol Hours | 213.25 |
| Number of School Patrol Hours | 5.00 |

Data source (Daily Activity Reporting System) date: 2019/10/05

| Staffing Updates | |
|-------------------------|--|
| Other: | The Detachment Commander position for West Parry Sound remains vacant. Sgt. McDonald is currently acting as the Detachment Commander until the position is filled. |

Detachment: 4J - WEST PARRY SOUND

Location code(s): 4J00 - WEST PARRY SOUND, 4J10 - WEST PARRY SOUND (Still River)

Area code(s): ODC - Blank Association, 4069 - Carling, 4829 - Grundy Lake Provincial Park, 4871 - Hwy 124, 4872 - Hwy 141, 4980 - Hwy 400, 4879 - Hwy 518, 4881 - Hwy 520, 4882 - Hwy 522, 4884 - Hwy 526, 4887 - Hwy 529, 4888 - Hwy 529A, 4914 - Hwy 559, 4938 - Hwy 612, 4970 - Hwy 632, 4977 - Hwy 644, 4950 - Hwy 645, 4870 - Hwy 69, 4808 - Killbear Provincial Park, 2 - Marine, 4850 - Massasauga Provincial Park, 4079 - McDougall, 4080 - McKellar, 4073 - Municipality of Whitestone, 4201 - Northeast Reg Unincorporated Area, 4813 - Oastler Lake Provincial Park, 4084 - Parry Sound, 4071 - Seguin, 4816 - Sturgeon Bay Provincial Park, 4093 - The Archipelago, ODC - Blank Association, 4164 - Britt-Byng (Unorg), 4829 - Grundy Lake Provincial Park, 4871 - Hwy 124, 4872 - Hwy 141, 4879 - Hwy 518, 4881 - Hwy 520, 4882 - Hwy 522, 4884 - Hwy 526, 4887 - Hwy 529, 4888 - Hwy 529A, 4914 - Hwy 559, 4970 - Hwy 632, 4977 - Hwy 644, 4950 - Hwy 645, 4870 - Hwy 69, 4808 - Killbear Provincial Park, 2 - Marine, 4850 - Massasauga Provincial Park, 4201 - Northeast Reg Unincorporated Area, 4813 - Oastler Lake Provincial Park, 4816 - Sturgeon Bay Provincial Park, 4093 - The Archipelago

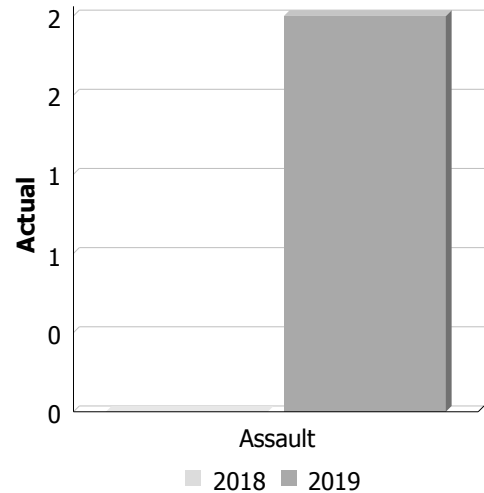
Report Generated by:
McDonald, Jeremy

Report Generated on:
8-Oct-19 2:46:48 PM
PP-CSC-Operational Planning-4300

Police Services Board Report for The Archipelago
Records Management System
July to September - 2019

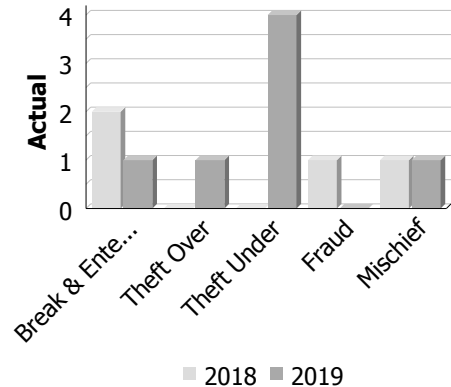
Violent Crime

| Actual | July to September | | | Year to Date - September | | |
|-------------------------------|-------------------|----------|-----------|--------------------------|----------|-----------|
| | 2018 | 2019 | % Change | 2018 | 2019 | % Change |
| Murder | 0 | 0 | -- | 0 | 0 | -- |
| Other Offences Causing Death | 0 | 0 | -- | 0 | 0 | -- |
| Attempted Murder | 0 | 0 | -- | 0 | 0 | -- |
| Sexual Assault | 0 | 0 | -- | 0 | 0 | -- |
| Assault | 0 | 2 | -- | 0 | 3 | -- |
| Abduction | 0 | 0 | -- | 0 | 0 | -- |
| Robbery | 0 | 0 | -- | 0 | 0 | -- |
| Other Crimes Against a Person | 0 | 0 | -- | 0 | 0 | -- |
| Total | 0 | 2 | -- | 0 | 3 | -- |



Property Crime

| Actual | July to September | | | Year to Date - September | | |
|-------------------|-------------------|----------|--------------|--------------------------|-----------|--------------|
| | 2018 | 2019 | % Change | 2018 | 2019 | % Change |
| Arson | 0 | 0 | -- | 0 | 0 | -- |
| Break & Enter | 2 | 1 | -50.0% | 3 | 1 | -66.7% |
| Theft Over | 0 | 1 | -- | 0 | 1 | -- |
| Theft Under | 0 | 4 | -- | 1 | 6 | 500.0% |
| Have Stolen Goods | 0 | 0 | -- | 0 | 0 | -- |
| Fraud | 1 | 0 | -100.0% | 1 | 1 | 0.0% |
| Mischief | 1 | 1 | 0.0% | 1 | 1 | 0.0% |
| Total | 4 | 7 | 75.0% | 6 | 10 | 66.7% |



Drug Crime

| Actual | July to September | | | Year to Date - September | | |
|----------------------------|-------------------|----------|-----------|--------------------------|----------|-----------|
| | 2018 | 2019 | % Change | 2018 | 2019 | % Change |
| Possession | 0 | 0 | -- | 0 | 0 | -- |
| Trafficking | 0 | 0 | -- | 0 | 0 | -- |
| Importation and Production | 0 | 0 | -- | 0 | 0 | -- |
| Total | 0 | 0 | -- | 0 | 0 | -- |



Detachment: 4J - WEST PARRY SOUND
Location code(s): 4J00 - WEST PARRY SOUND
Area code(s): 4093 - The Archipelago
Data source date: 2019/10/05

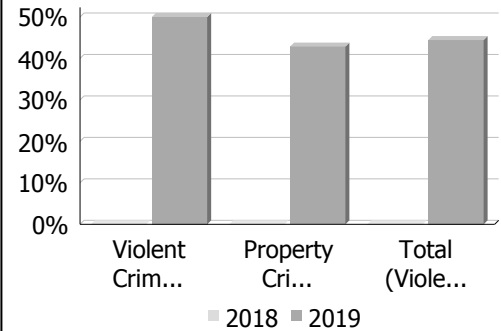
Report Generated by:
 McDonald, Jeremy

Report Generated on:
 8-Oct-19 1:48:21 PM
 PP-CSC-Operational Planning-4300

Police Services Board Report for The Archipelago
Records Management System
July to September - 2019

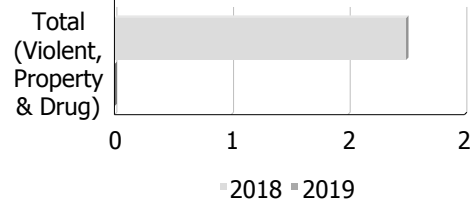
Clearance Rate

| Clearance Rate | July to September | | | Year to Date - September | | |
|---|-------------------|--------------|--------------|--------------------------|--------------|--------------|
| | 2018 | 2019 | Difference | 2018 | 2019 | Difference |
| Violent Crime | -- | 50.0% | -- | -- | 66.7% | -- |
| Property Crime | 0.0% | 42.9% | 42.9% | 0.0% | 30.0% | 30.0% |
| Drug Crime | -- | -- | -- | -- | -- | -- |
| Total (Violent, Property & Drug) | 0.0% | 44.4% | 44.4% | 14.3% | 42.9% | 28.6% |




Unfounded

| Unfounded | July to September | | | Year to Date - September | | |
|----------------------------------|-------------------|------|----------|--------------------------|------|----------|
| | 2018 | 2019 | % Change | 2018 | 2019 | % Change |
| Total (Violent, Property & Drug) | 2 | 0 | -100.0% | 2 | 0 | -100.0% |



Criminal Record and Vulnerable Sector Screening Checks

| Actual | July to September | | | Year to Date - September | | |
|------------------------------------|-------------------|------|----------|--------------------------|------|----------|
| | 2018 | 2019 | % Change | 2018 | 2019 | % Change |
| Criminal Record Checks | 0 | 0 | -- | 1 | 2 | 100.0% |
| Vulnerable Sector Screening Checks | 4 | 3 | -25.0% | 10 | 5 | -50.0% |



Data contained within this report is dynamic in nature and numbers will change over time as the Ontario Provincial Police continue to investigate and solve crime.

Data Utilized

- Major Crimes
- Niche RMS All Offence Level Business Intelligence Cube

Detachment: 4J - WEST PARRY SOUND

Location code(s): 4J00 - WEST PARRY SOUND

Area code(s): 4093 - The Archipelago

Data source date:
2019/10/05

Report Generated by:
McDonald, Jeremy

Report Generated on:

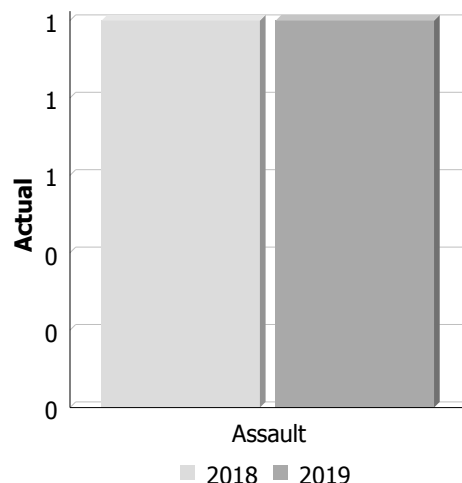
8-Oct-19 1:48:21 PM

PP-CSC-Operational Planning-4300

Police Services Board Report for Carling Township
Records Management System
July to September - 2019

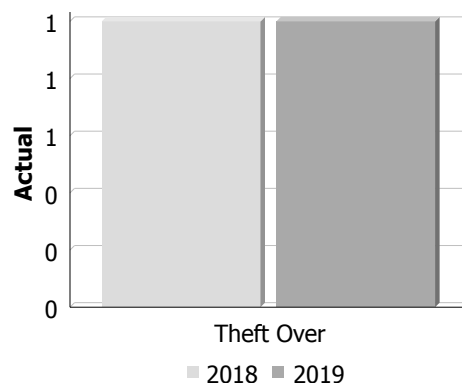
Violent Crime

| Actual | July to September | | | Year to Date - September | | |
|-------------------------------|-------------------|----------|-------------|--------------------------|----------|---------------|
| | 2018 | 2019 | % Change | 2018 | 2019 | % Change |
| Murder | 0 | 0 | -- | 0 | 0 | -- |
| Other Offences Causing Death | 0 | 0 | -- | 0 | 0 | -- |
| Attempted Murder | 0 | 0 | -- | 0 | 0 | -- |
| Sexual Assault | 0 | 0 | -- | 0 | 0 | -- |
| Assault | 1 | 1 | 0.0% | 2 | 1 | -50.0% |
| Abduction | 0 | 0 | -- | 1 | 0 | -100.0% |
| Robbery | 0 | 0 | -- | 0 | 0 | -- |
| Other Crimes Against a Person | 0 | 0 | -- | 1 | 1 | 0.0% |
| Total | 1 | 1 | 0.0% | 4 | 2 | -50.0% |



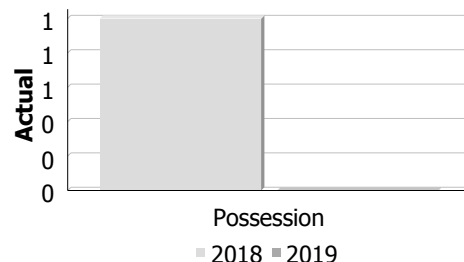
Property Crime

| Actual | July to September | | | Year to Date - September | | |
|-------------------|-------------------|----------|-------------|--------------------------|-----------|--------------|
| | 2018 | 2019 | % Change | 2018 | 2019 | % Change |
| Arson | 0 | 0 | -- | 0 | 0 | -- |
| Break & Enter | 0 | 0 | -- | 0 | 3 | -- |
| Theft Over | 1 | 1 | 0.0% | 2 | 2 | 0.0% |
| Theft Under | 0 | 0 | -- | 4 | 3 | -25.0% |
| Have Stolen Goods | 0 | 0 | -- | 0 | 0 | -- |
| Fraud | 0 | 0 | -- | 2 | 3 | 50.0% |
| Mischief | 0 | 0 | -- | 2 | 0 | -100.0% |
| Total | 1 | 1 | 0.0% | 10 | 11 | 10.0% |



Drug Crime

| Actual | July to September | | | Year to Date - September | | |
|----------------------------|-------------------|----------|----------------|--------------------------|----------|----------------|
| | 2018 | 2019 | % Change | 2018 | 2019 | % Change |
| Possession | 1 | 0 | -100.0% | 1 | 0 | -100.0% |
| Trafficking | 0 | 0 | -- | 0 | 0 | -- |
| Importation and Production | 0 | 0 | -- | 0 | 0 | -- |
| Total | 1 | 0 | -100.0% | 1 | 0 | -100.0% |



Detachment: 4J - WEST PARRY SOUND
Location code(s): 4J00 - WEST PARRY SOUND
Area code(s): 4069 - Carling
Data source date: 2019/10/05

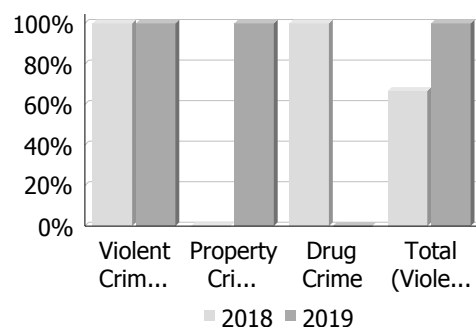
Report Generated by:
 McDonald, Jeremy

Report Generated on:
 8-Oct-19 1:42:11 PM
 PP-CSC-Operational Planning-4300

Police Services Board Report for Carling Township
Records Management System
July to September - 2019

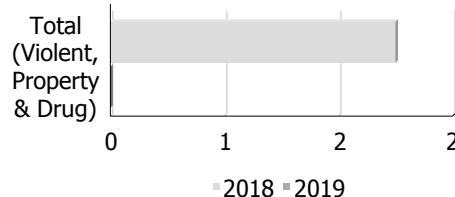
Clearance Rate

| Clearance Rate | July to September | | | Year to Date - September | | |
|---|-------------------|---------------|--------------|--------------------------|--------------|---------------|
| | 2018 | 2019 | Difference | 2018 | 2019 | Difference |
| Violent Crime | 100.0% | 100.0% | 0.0% | 75.0% | 50.0% | -25.0% |
| Property Crime | 0.0% | 100.0% | 100.0% | 10.0% | 9.1% | -0.9% |
| Drug Crime | 100.0% | -- | -- | 100.0% | -- | -- |
| Total (Violent, Property & Drug) | 66.7% | 100.0% | 33.3% | 33.3% | 21.4% | -11.9% |



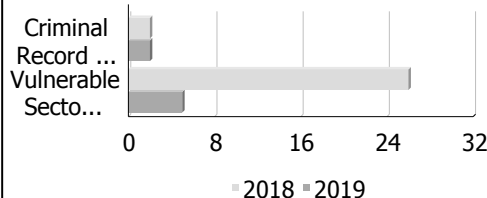
Unfounded

| Unfounded | July to September | | | Year to Date - September | | |
|----------------------------------|-------------------|------|----------|--------------------------|------|----------|
| | 2018 | 2019 | % Change | 2018 | 2019 | % Change |
| Total (Violent, Property & Drug) | 2 | 0 | -100.0% | 2 | 1 | -50.0% |



Criminal Record and Vulnerable Sector Screening Checks

| Actual | July to September | | | Year to Date - September | | |
|------------------------------------|-------------------|------|----------|--------------------------|------|----------|
| | 2018 | 2019 | % Change | 2018 | 2019 | % Change |
| Criminal Record Checks | 2 | 2 | 0.0% | 5 | 5 | 0.0% |
| Vulnerable Sector Screening Checks | 26 | 5 | -80.8% | 44 | 21 | -52.3% |



Data contained within this report is dynamic in nature and numbers will change over time as the Ontario Provincial Police continue to investigate and solve crime.

Data Utilized

- Major Crimes
- Niche RMS All Offence Level Business Intelligence Cube

Detachment: 4J - WEST PARRY SOUND
Location code(s): 4J00 - WEST PARRY SOUND
Area code(s): 4069 - Carling
Data source date:
 2019/10/05

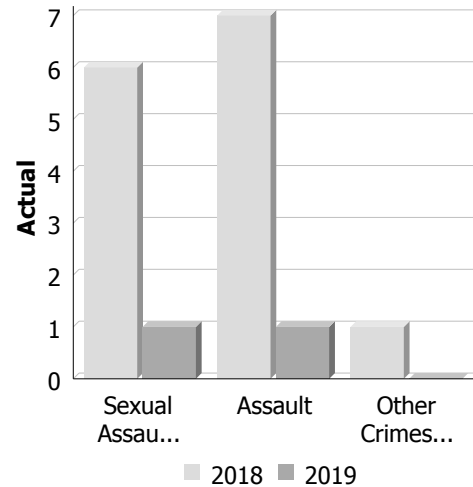
Report Generated by:
 McDonald, Jeremy

Report Generated on:
 8-Oct-19 1:42:11 PM
 PP-CSC-Operational Planning-4300

Police Services Board Report for McDougall Township
Records Management System
July to September - 2019

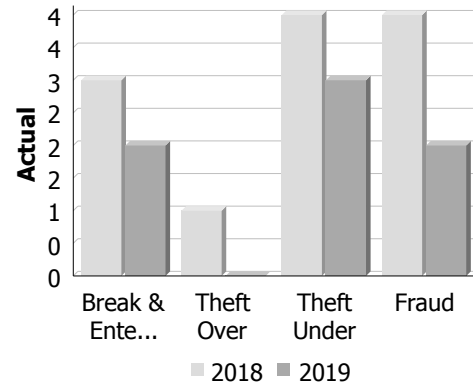
Violent Crime

| Actual | July to September | | | Year to Date - September | | |
|-------------------------------|-------------------|----------|---------------|--------------------------|-----------|---------------|
| | 2018 | 2019 | % Change | 2018 | 2019 | % Change |
| Murder | 0 | 0 | -- | 0 | 0 | -- |
| Other Offences Causing Death | 0 | 0 | -- | 0 | 0 | -- |
| Attempted Murder | 0 | 0 | -- | 0 | 0 | -- |
| Sexual Assault | 6 | 1 | -83.3% | 8 | 1 | -87.5% |
| Assault | 7 | 1 | -85.7% | 10 | 4 | -60.0% |
| Abduction | 0 | 0 | -- | 0 | 0 | -- |
| Robbery | 0 | 0 | -- | 0 | 0 | -- |
| Other Crimes Against a Person | 1 | 0 | -100.0% | 2 | 8 | 300.0% |
| Total | 14 | 2 | -85.7% | 20 | 13 | -35.0% |



Property Crime

| Actual | July to September | | | Year to Date - September | | |
|-------------------|-------------------|----------|---------------|--------------------------|-----------|---------------|
| | 2018 | 2019 | % Change | 2018 | 2019 | % Change |
| Arson | 0 | 0 | -- | 0 | 0 | -- |
| Break & Enter | 3 | 2 | -33.3% | 6 | 4 | -33.3% |
| Theft Over | 1 | 0 | -100.0% | 2 | 1 | -50.0% |
| Theft Under | 4 | 3 | -25.0% | 10 | 9 | -10.0% |
| Have Stolen Goods | 0 | 0 | -- | 0 | 0 | -- |
| Fraud | 4 | 2 | -50.0% | 8 | 6 | -25.0% |
| Mischief | 0 | 0 | -- | 2 | 3 | 50.0% |
| Total | 12 | 7 | -41.7% | 28 | 23 | -17.9% |



Drug Crime

| Actual | July to September | | | Year to Date - September | | |
|----------------------------|-------------------|----------|-----------|--------------------------|----------|-----------|
| | 2018 | 2019 | % Change | 2018 | 2019 | % Change |
| Possession | 0 | 0 | -- | 0 | 1 | -- |
| Trafficking | 0 | 0 | -- | 0 | 0 | -- |
| Importation and Production | 0 | 0 | -- | 0 | 0 | -- |
| Total | 0 | 0 | -- | 0 | 1 | -- |



Detachment: 4J - WEST PARRY SOUND
Location code(s): 4J00 - WEST PARRY SOUND
Area code(s): 4079 - McDougall
Data source date: 2019/10/05

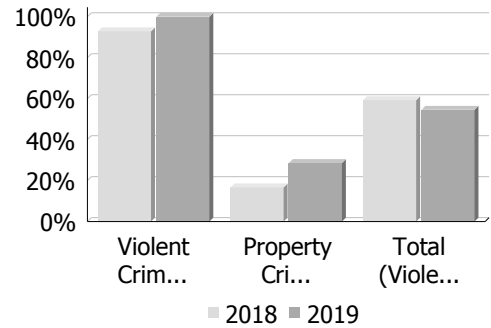
Report Generated by:
 McDonald, Jeremy

Report Generated on:
 8-Oct-19 1:44:07 PM
 PP-CSC-Operational Planning-4300

Police Services Board Report for McDougall Township
Records Management System
July to September - 2019

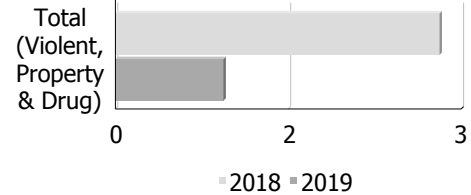
Clearance Rate

| Clearance Rate | July to September | | | Year to Date - September | | |
|---|-------------------|--------------|--------------|--------------------------|--------------|---------------|
| | 2018 | 2019 | Difference | 2018 | 2019 | Difference |
| Violent Crime | 92.9% | 100.0% | 7.1% | 90.0% | 69.2% | -20.8% |
| Property Crime | 16.7% | 28.6% | 11.9% | 32.1% | 17.4% | -14.8% |
| Drug Crime | -- | -- | -- | -- | 100.0% | -- |
| Total (Violent, Property & Drug) | 59.3% | 54.6% | -4.7% | 58.0% | 45.2% | -12.8% |



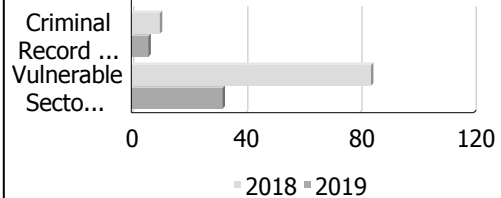
Unfounded

| Unfounded | July to September | | | Year to Date - September | | |
|----------------------------------|-------------------|------|----------|--------------------------|------|----------|
| | 2018 | 2019 | % Change | 2018 | 2019 | % Change |
| Total (Violent, Property & Drug) | 3 | 1 | -66.7% | 9 | 5 | -44.4% |



Criminal Record and Vulnerable Sector Screening Checks

| Actual | July to September | | | Year to Date - September | | |
|------------------------------------|-------------------|------|----------|--------------------------|------|----------|
| | 2018 | 2019 | % Change | 2018 | 2019 | % Change |
| Criminal Record Checks | 10 | 6 | -40.0% | 20 | 20 | 0.0% |
| Vulnerable Sector Screening Checks | 84 | 32 | -61.9% | 153 | 117 | -23.5% |



Data contained within this report is dynamic in nature and numbers will change over time as the Ontario Provincial Police continue to investigate and solve crime.

Data Utilized

- Major Crimes
- Niche RMS All Offence Level Business Intelligence Cube

Detachment: 4J - WEST PARRY SOUND
Location code(s): 4J00 - WEST PARRY SOUND
Area code(s): 4079 - McDougall
Data source date: 2019/10/05

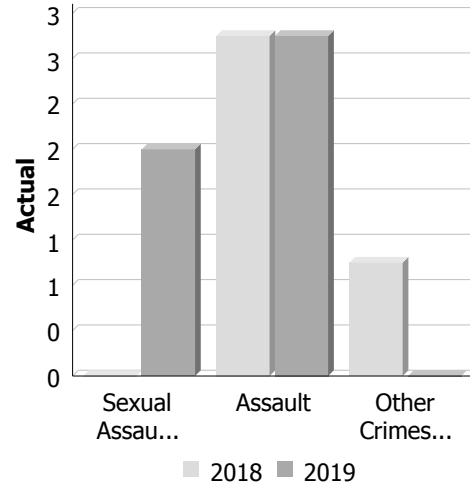
Report Generated by:
 McDonald, Jeremy

Report Generated on:
 8-Oct-19 1:44:07 PM
 PP-CSC-Operational Planning-4300

Police Services Board Report for McKellar Township
Records Management System
July to September - 2019

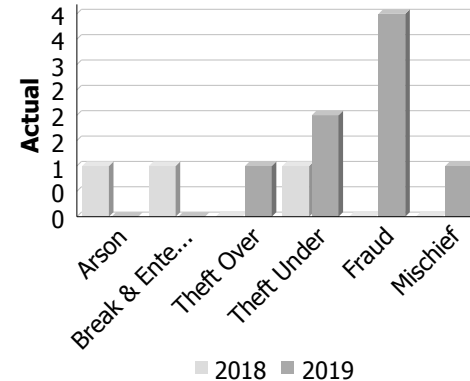
Violent Crime

| Actual | July to September | | | Year to Date - September | | |
|-------------------------------|-------------------|----------|--------------|--------------------------|----------|-------------|
| | 2018 | 2019 | % Change | 2018 | 2019 | % Change |
| Murder | 0 | 0 | -- | 0 | 0 | -- |
| Other Offences Causing Death | 0 | 0 | -- | 0 | 0 | -- |
| Attempted Murder | 0 | 0 | -- | 0 | 0 | -- |
| Sexual Assault | 0 | 2 | -- | 0 | 2 | -- |
| Assault | 3 | 3 | 0.0% | 5 | 4 | -20.0% |
| Abduction | 0 | 0 | -- | 0 | 0 | -- |
| Robbery | 0 | 0 | -- | 0 | 0 | -- |
| Other Crimes Against a Person | 1 | 0 | -100.0% | 1 | 0 | -100.0% |
| Total | 4 | 5 | 25.0% | 6 | 6 | 0.0% |



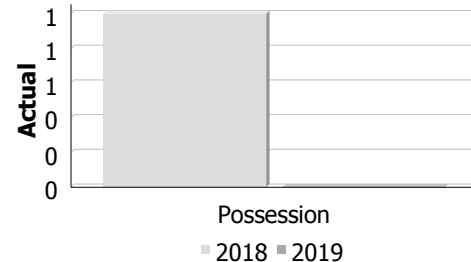
Property Crime

| Actual | July to September | | | Year to Date - September | | |
|-------------------|-------------------|----------|---------------|--------------------------|-----------|---------------|
| | 2018 | 2019 | % Change | 2018 | 2019 | % Change |
| Arson | 1 | 0 | -100.0% | 1 | 0 | -100.0% |
| Break & Enter | 1 | 0 | -100.0% | 1 | 0 | -100.0% |
| Theft Over | 0 | 1 | -- | 0 | 2 | -- |
| Theft Under | 1 | 2 | 100.0% | 2 | 4 | 100.0% |
| Have Stolen Goods | 0 | 0 | -- | 0 | 0 | -- |
| Fraud | 0 | 4 | -- | 0 | 8 | -- |
| Mischief | 0 | 1 | -- | 1 | 1 | 0.0% |
| Total | 3 | 8 | 166.7% | 5 | 15 | 200.0% |



Drug Crime

| Actual | July to September | | | Year to Date - September | | |
|----------------------------|-------------------|----------|----------------|--------------------------|----------|----------------|
| | 2018 | 2019 | % Change | 2018 | 2019 | % Change |
| Possession | 1 | 0 | -100.0% | 1 | 0 | -100.0% |
| Trafficking | 0 | 0 | -- | 0 | 0 | -- |
| Importation and Production | 0 | 0 | -- | 1 | 0 | -100.0% |
| Total | 1 | 0 | -100.0% | 2 | 0 | -100.0% |



Detachment: 4J - WEST PARRY SOUND
Location code(s): 4J00 - WEST PARRY SOUND
Area code(s): 4080 - McKellar
Data source date: 2019/10/05

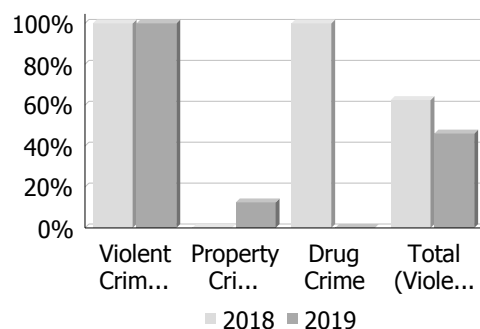
Report Generated by:
 McDonald, Jeremy

Report Generated on:
 8-Oct-19 1:45:11 PM
 PP-CSC-Operational Planning-4300

Police Services Board Report for McKellar Township
Records Management System
July to September - 2019

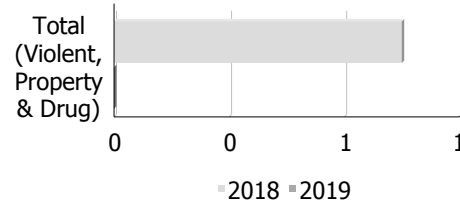
Clearance Rate

| Clearance Rate | July to September | | | Year to Date - September | | |
|---|-------------------|--------------|---------------|--------------------------|--------------|---------------|
| | 2018 | 2019 | Difference | 2018 | 2019 | Difference |
| Violent Crime | 100.0% | 100.0% | 0.0% | 100.0% | 100.0% | 0.0% |
| Property Crime | 0.0% | 12.5% | 12.5% | 0.0% | 20.0% | 20.0% |
| Drug Crime | 100.0% | -- | -- | 100.0% | -- | -- |
| Total (Violent, Property & Drug) | 62.5% | 46.2% | -16.4% | 61.5% | 42.9% | -18.7% |



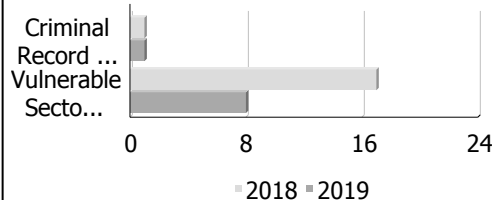
Unfounded

| Unfounded | July to September | | | Year to Date - September | | |
|----------------------------------|-------------------|------|----------|--------------------------|------|----------|
| | 2018 | 2019 | % Change | 2018 | 2019 | % Change |
| Total (Violent, Property & Drug) | 1 | 0 | -100.0% | 5 | 1 | -80.0% |



Criminal Record and Vulnerable Sector Screening Checks

| Actual | July to September | | | Year to Date - September | | |
|------------------------------------|-------------------|------|----------|--------------------------|------|----------|
| | 2018 | 2019 | % Change | 2018 | 2019 | % Change |
| Criminal Record Checks | 1 | 1 | 0.0% | 8 | 6 | -25.0% |
| Vulnerable Sector Screening Checks | 17 | 8 | -52.9% | 38 | 35 | -7.9% |



Data contained within this report is dynamic in nature and numbers will change over time as the Ontario Provincial Police continue to investigate and solve crime.

Data Utilized

- Major Crimes
- Niche RMS All Offence Level Business Intelligence Cube

Detachment: 4J - WEST PARRY SOUND
Location code(s): 4J00 - WEST PARRY SOUND
Area code(s): 4080 - McKellar

Data source date:
 2019/10/05

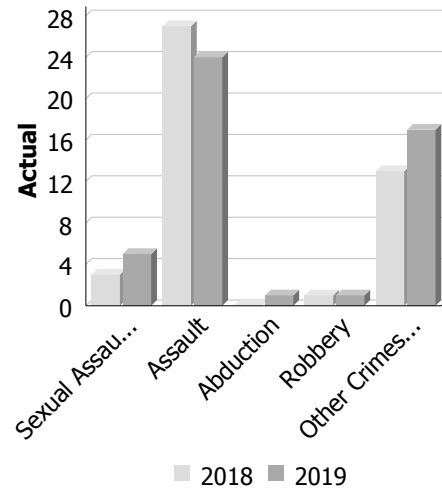
Report Generated by:
 McDonald, Jeremy

Report Generated on:
 8-Oct-19 1:45:11 PM
 PP-CSC-Operational Planning-4300

Police Services Board Report for Town of Parry Sound
Records Management System
July to September - 2019

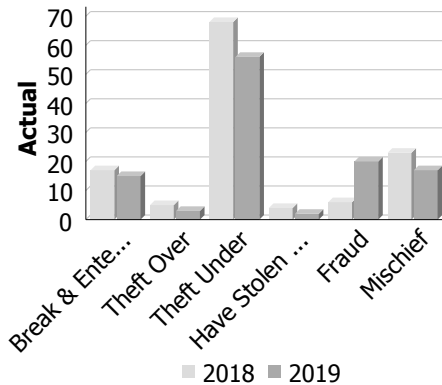
Violent Crime

| Actual | July to September | | | Year to Date - September | | |
|-------------------------------|-------------------|-----------|-------------|--------------------------|------------|---------------|
| | 2018 | 2019 | % Change | 2018 | 2019 | % Change |
| Murder | 0 | 0 | -- | 0 | 0 | -- |
| Other Offences Causing Death | 0 | 0 | -- | 0 | 0 | -- |
| Attempted Murder | 0 | 0 | -- | 0 | 0 | -- |
| Sexual Assault | 3 | 5 | 66.7% | 11 | 10 | -9.1% |
| Assault | 27 | 24 | -11.1% | 87 | 62 | -28.7% |
| Abduction | 0 | 1 | -- | 0 | 1 | -- |
| Robbery | 1 | 1 | 0.0% | 2 | 2 | 0.0% |
| Other Crimes Against a Person | 13 | 17 | 30.8% | 29 | 28 | -3.4% |
| Total | 44 | 48 | 9.1% | 129 | 103 | -20.2% |



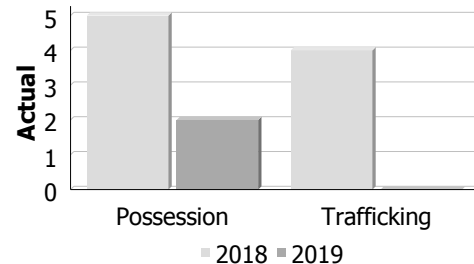
Property Crime

| Actual | July to September | | | Year to Date - September | | |
|-------------------|-------------------|------------|--------------|--------------------------|------------|---------------|
| | 2018 | 2019 | % Change | 2018 | 2019 | % Change |
| Arson | 0 | 0 | -- | 0 | 0 | -- |
| Break & Enter | 17 | 15 | -11.8% | 30 | 32 | 6.7% |
| Theft Over | 5 | 3 | -40.0% | 10 | 8 | -20.0% |
| Theft Under | 68 | 56 | -17.6% | 161 | 120 | -25.5% |
| Have Stolen Goods | 4 | 2 | -50.0% | 9 | 3 | -66.7% |
| Fraud | 6 | 20 | 233.3% | 33 | 52 | 57.6% |
| Mischief | 23 | 17 | -26.1% | 63 | 42 | -33.3% |
| Total | 123 | 113 | -8.1% | 306 | 257 | -16.0% |



Drug Crime

| Actual | July to September | | | Year to Date - September | | |
|----------------------------|-------------------|----------|---------------|--------------------------|-----------|---------------|
| | 2018 | 2019 | % Change | 2018 | 2019 | % Change |
| Possession | 5 | 2 | -60.0% | 19 | 8 | -57.9% |
| Trafficking | 4 | 0 | -100.0% | 12 | 2 | -83.3% |
| Importation and Production | 0 | 0 | -- | 0 | 0 | -- |
| Total | 9 | 2 | -77.8% | 31 | 10 | -67.7% |



Detachment: 4J - WEST PARRY SOUND
Location code(s): 4J00 - WEST PARRY SOUND
Area code(s): 4084 - Parry Sound
Data source date: 2019/10/05

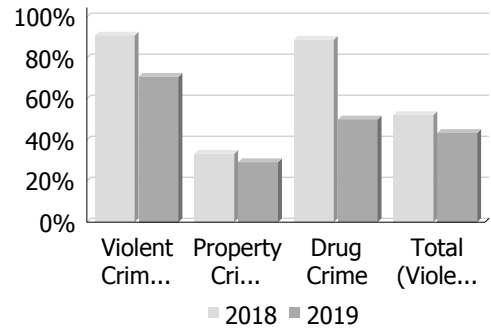
Report Generated by:
 McDonald, Jeremy

Report Generated on:
 8-Oct-19 1:47:32 PM
 PP-CSC-Operational Planning-4300

Police Services Board Report for Town of Parry Sound
Records Management System
July to September - 2019

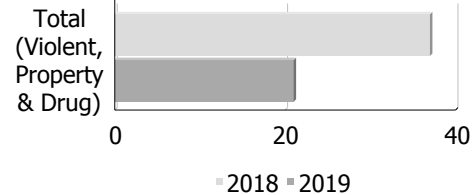
Clearance Rate

| Clearance Rate | July to September | | | Year to Date - September | | |
|---|-------------------|--------------|--------------|--------------------------|--------------|---------------|
| | 2018 | 2019 | Difference | 2018 | 2019 | Difference |
| Violent Crime | 90.9% | 70.8% | -20.1% | 91.5% | 77.7% | -13.8% |
| Property Crime | 33.3% | 29.2% | -4.1% | 39.2% | 28.8% | -10.4% |
| Drug Crime | 88.9% | 50.0% | -38.9% | 87.1% | 90.0% | 2.9% |
| Total (Violent, Property & Drug) | 52.2% | 43.4% | -8.8% | 58.5% | 46.5% | -12.0% |



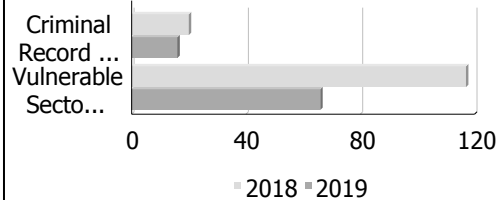
Unfounded

| Unfounded | July to September | | | Year to Date - September | | |
|----------------------------------|-------------------|------|----------|--------------------------|------|----------|
| | 2018 | 2019 | % Change | 2018 | 2019 | % Change |
| Total (Violent, Property & Drug) | 37 | 21 | -43.2% | 86 | 76 | -11.6% |



Criminal Record and Vulnerable Sector Screening Checks

| Actual | July to September | | | Year to Date - September | | |
|------------------------------------|-------------------|------|----------|--------------------------|------|----------|
| | 2018 | 2019 | % Change | 2018 | 2019 | % Change |
| Criminal Record Checks | 20 | 16 | -20.0% | 50 | 56 | 12.0% |
| Vulnerable Sector Screening Checks | 117 | 66 | -43.6% | 250 | 205 | -18.0% |



Data contained within this report is dynamic in nature and numbers will change over time as the Ontario Provincial Police continue to investigate and solve crime.

Data Utilized

- Major Crimes
- Niche RMS All Offence Level Business Intelligence Cube

Detachment: 4J - WEST PARRY SOUND
Location code(s): 4J00 - WEST PARRY SOUND
Area code(s): 4084 - Parry Sound

Data source date:
 2019/10/05

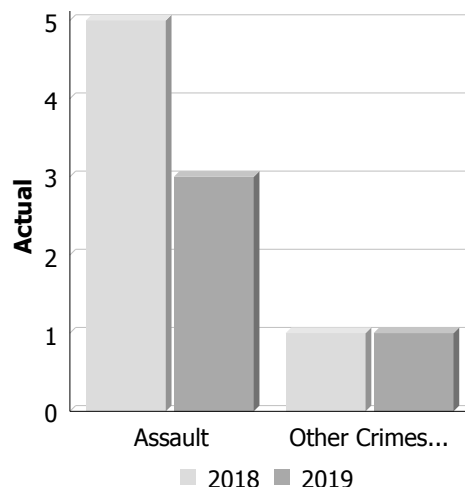
Report Generated by:
 McDonald, Jeremy

Report Generated on:
 8-Oct-19 1:47:32 PM
 PP-CSC-Operational Planning-4300

Police Services Board Report for Seguin Township
Records Management System
July to September - 2019

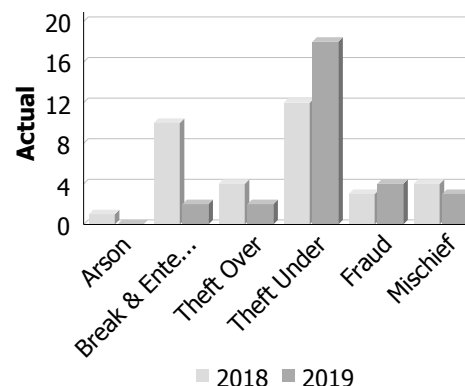
Violent Crime

| Actual | July to September | | | Year to Date - September | | |
|-------------------------------|-------------------|----------|---------------|--------------------------|-----------|--------------|
| | 2018 | 2019 | % Change | 2018 | 2019 | % Change |
| Murder | 0 | 0 | -- | 0 | 0 | -- |
| Other Offences Causing Death | 0 | 0 | -- | 0 | 0 | -- |
| Attempted Murder | 0 | 0 | -- | 0 | 0 | -- |
| Sexual Assault | 0 | 0 | -- | 3 | 2 | -33.3% |
| Assault | 5 | 3 | -40.0% | 8 | 5 | -37.5% |
| Abduction | 0 | 0 | -- | 0 | 0 | -- |
| Robbery | 0 | 0 | -- | 0 | 0 | -- |
| Other Crimes Against a Person | 1 | 1 | 0.0% | 3 | 6 | 100.0% |
| Total | 6 | 4 | -33.3% | 14 | 13 | -7.1% |



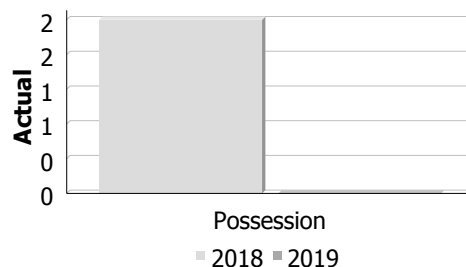
Property Crime

| Actual | July to September | | | Year to Date - September | | |
|-------------------|-------------------|-----------|---------------|--------------------------|-----------|---------------|
| | 2018 | 2019 | % Change | 2018 | 2019 | % Change |
| Arson | 1 | 0 | -100.0% | 1 | 0 | -100.0% |
| Break & Enter | 10 | 2 | -80.0% | 20 | 3 | -85.0% |
| Theft Over | 4 | 2 | -50.0% | 7 | 6 | -14.3% |
| Theft Under | 12 | 18 | 50.0% | 17 | 31 | 82.4% |
| Have Stolen Goods | 0 | 0 | -- | 0 | 0 | -- |
| Fraud | 3 | 4 | 33.3% | 11 | 9 | -18.2% |
| Mischief | 4 | 3 | -25.0% | 8 | 6 | -25.0% |
| Total | 34 | 29 | -14.7% | 64 | 55 | -14.1% |



Drug Crime

| Actual | July to September | | | Year to Date - September | | |
|----------------------------|-------------------|----------|----------------|--------------------------|----------|----------------|
| | 2018 | 2019 | % Change | 2018 | 2019 | % Change |
| Possession | 2 | 0 | -100.0% | 4 | 0 | -100.0% |
| Trafficking | 0 | 0 | -- | 1 | 0 | -100.0% |
| Importation and Production | 0 | 0 | -- | 0 | 0 | -- |
| Total | 2 | 0 | -100.0% | 5 | 0 | -100.0% |



Detachment: 4J - WEST PARRY SOUND
Location code(s): 4J00 - WEST PARRY SOUND
Area code(s): 4071 - Seguin
Data source date: 2019/10/05

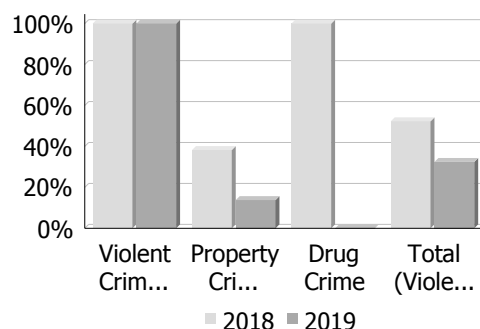
Report Generated by:
 McDonald, Jeremy

Report Generated on:
 8-Oct-19 1:45:48 PM
 PP-CSC-Operational Planning-4300

Police Services Board Report for Seguin Township
Records Management System
July to September - 2019

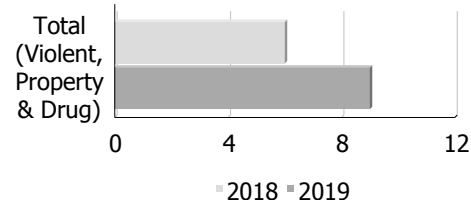
Clearance Rate

| Clearance Rate | July to September | | | Year to Date - September | | |
|---|-------------------|--------------|---------------|--------------------------|--------------|---------------|
| | 2018 | 2019 | Difference | 2018 | 2019 | Difference |
| Violent Crime | 100.0% | 100.0% | 0.0% | 100.0% | 84.6% | -15.4% |
| Property Crime | 38.2% | 13.8% | -24.4% | 31.2% | 14.6% | -16.7% |
| Drug Crime | 100.0% | -- | -- | 100.0% | -- | -- |
| Total (Violent, Property & Drug) | 52.3% | 32.4% | -19.8% | 48.2% | 31.9% | -16.3% |



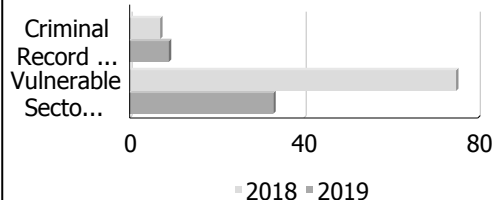
Unfounded

| Unfounded | July to September | | | Year to Date - September | | |
|----------------------------------|-------------------|------|----------|--------------------------|------|----------|
| | 2018 | 2019 | % Change | 2018 | 2019 | % Change |
| Total (Violent, Property & Drug) | 6 | 9 | 50.0% | 12 | 19 | 58.3% |



Criminal Record and Vulnerable Sector Screening Checks

| Actual | July to September | | | Year to Date - September | | |
|------------------------------------|-------------------|------|----------|--------------------------|------|----------|
| | 2018 | 2019 | % Change | 2018 | 2019 | % Change |
| Criminal Record Checks | 7 | 9 | 28.6% | 27 | 23 | -14.8% |
| Vulnerable Sector Screening Checks | 75 | 33 | -56.0% | 151 | 127 | -15.9% |



Data contained within this report is dynamic in nature and numbers will change over time as the Ontario Provincial Police continue to investigate and solve crime.

Data Utilized

- Major Crimes
- Niche RMS All Offence Level Business Intelligence Cube

Detachment: 4J - WEST PARRY SOUND
Location code(s): 4J00 - WEST PARRY SOUND
Area code(s): 4071 - Seguin
Data source date: 2019/10/05

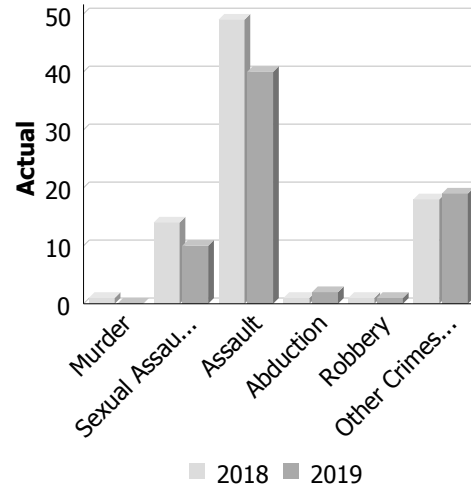
Report Generated by:
 McDonald, Jeremy

Report Generated on:
 8-Oct-19 1:45:48 PM
 PP-CSC-Operational Planning-4300

Police Services Board Report for West Parry Sound
Records Management System
July to September - 2019

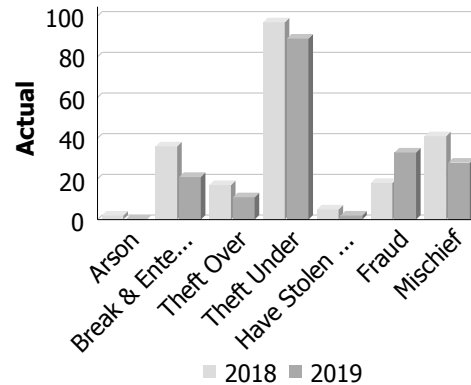
Violent Crime

| Actual | July to September | | | Year to Date - September | | |
|-------------------------------|-------------------|-----------|---------------|--------------------------|------------|---------------|
| | 2018 | 2019 | % Change | 2018 | 2019 | % Change |
| Murder | 1 | 0 | -100.0% | 1 | 0 | -100.0% |
| Other Offences Causing Death | 0 | 0 | -- | 0 | 0 | -- |
| Attempted Murder | 0 | 0 | -- | 0 | 0 | -- |
| Sexual Assault | 14 | 10 | -28.6% | 29 | 21 | -27.6% |
| Assault | 49 | 40 | -18.4% | 127 | 98 | -22.8% |
| Abduction | 1 | 2 | 100.0% | 2 | 3 | 50.0% |
| Robbery | 1 | 1 | 0.0% | 2 | 3 | 50.0% |
| Other Crimes Against a Person | 18 | 19 | 5.6% | 40 | 47 | 17.5% |
| Total | 84 | 72 | -14.3% | 201 | 172 | -14.4% |



Property Crime

| Actual | July to September | | | Year to Date - September | | |
|-------------------|-------------------|------------|---------------|--------------------------|------------|---------------|
| | 2018 | 2019 | % Change | 2018 | 2019 | % Change |
| Arson | 2 | 0 | -100.0% | 4 | 0 | -100.0% |
| Break & Enter | 36 | 21 | -41.7% | 67 | 47 | -29.9% |
| Theft Over | 17 | 11 | -35.3% | 27 | 29 | 7.4% |
| Theft Under | 97 | 89 | -8.2% | 220 | 185 | -15.9% |
| Have Stolen Goods | 5 | 2 | -60.0% | 10 | 6 | -40.0% |
| Fraud | 18 | 33 | 83.3% | 61 | 90 | 47.5% |
| Mischief | 41 | 28 | -31.7% | 95 | 65 | -31.6% |
| Total | 216 | 184 | -14.8% | 484 | 422 | -12.8% |



Drug Crime

Detachment: 4J - WEST PARRY SOUND

Location code(s): 4J00 - WEST PARRY SOUND, 4J10 - WEST PARRY SOUND (Still River), 4J74 - HENVEY INLET FN

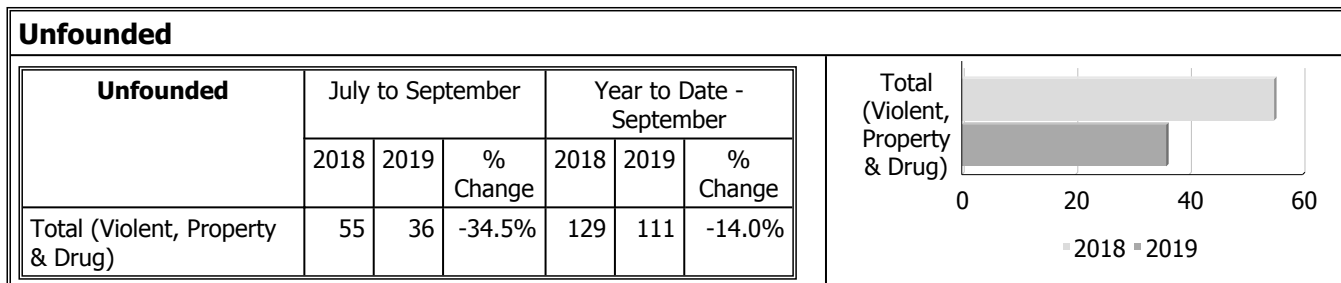
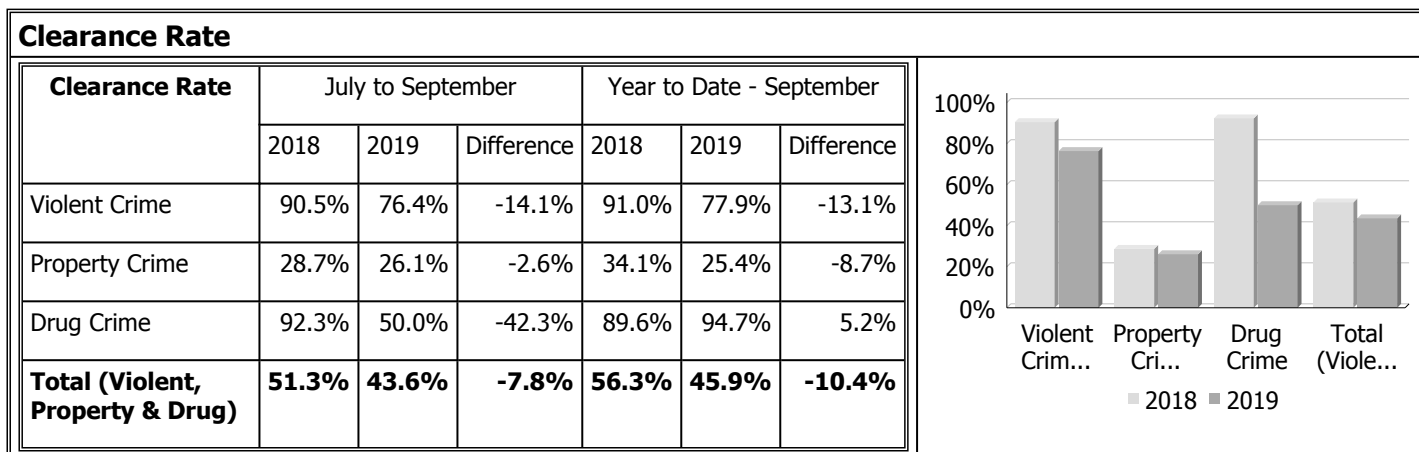
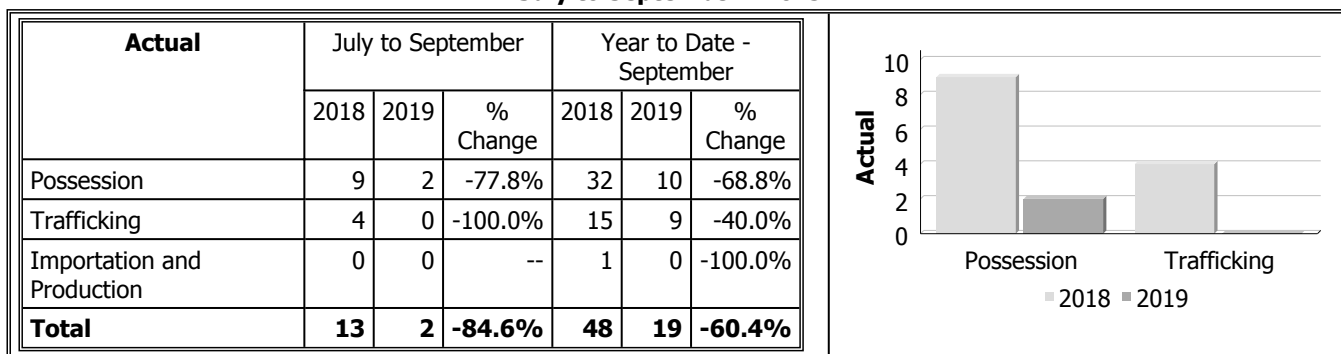
Area code(s): (blank), 0, 2 - Marine, 1813, 4069 - Carling, 4071 - Seguin, 4073 - Municipality of Whitestone, 4079 - McDougall, 4080 - McKellar, 4084 - Parry Sound, 4093 - The Archipelago, 4201 - Northeast Reg Unincorporated Area, 4517 - Magnetawan FN (Old Association), 4564 - Anishinabek PS, 4808 - Killbear Provincial Park, 4813 - Oastler Lake Provincial Park, 4850 - Massasauga Provincial Park, 4870 - Hwy 69, 4871 - Hwy 124, 4872 - Hwy 141, 4879 - Hwy 518, 4881 - Hwy 520, 4882 - Hwy 522, 4884 - Hwy 526, 4887 - Hwy 529, 4914 - Hwy 559, 4938 - Hwy 612, 4970 - Hwy 632, 4980 - Hwy 400, 0, 2 - Marine, 4093 - The Archipelago, 4164 - Britt-Byng (Unorg), 4201 - Northeast Reg Unincorporated Area, 4564 - Anishinabek PS, 4816 - Sturgeon Bay Provincial Park, 4829 - Grundy Lake Provincial Park, 4870 - Hwy 69, 4882 - Hwy 522, 4884 - Hwy 526, 4887 - Hwy 529, 4888 - Hwy 529A, 4938 - Hwy 612, 4950 - Hwy 645, 4977 - Hwy 644, 2, 4565 - Henvey Inlet FN

Data source date:
2019/10/05

Report Generated by:
McDonald, Jeremy

Report Generated on:
8-Oct-19 2:30:13 PM
PP-CSC-Operational Planning-4300

Police Services Board Report for West Parry Sound
Records Management System
July to September - 2019



Criminal Record and Vulnerable Sector Screening Checks

Detachment: 4J - WEST PARRY SOUND

Location code(s): 4J00 - WEST PARRY SOUND, 4J10 - WEST PARRY SOUND (Still River), 4J74 - HENVEY INLET FN

Area code(s): (blank), 0, 2 - Marine, 1813, 4069 - Carling, 4071 - Seguin, 4073 - Municipality of Whitestone, 4079 - McDougall, 4080 - McKellar, 4084 - Parry Sound, 4093 - The Archipelago, 4201 - Northeast Reg Unincorporated Area, 4517 - Magnetawan FN (Old Association), 4564 - Anishinabek PS, 4808 - Killbear Provincial Park, 4813 - Oastler Lake Provincial Park, 4850 - Massasauga Provincial Park, 4870 - Hwy 69, 4871 - Hwy 124, 4872 - Hwy 141, 4879 - Hwy 518, 4881 - Hwy 520, 4882 - Hwy 522, 4884 - Hwy 526, 4887 - Hwy 529, 4914 - Hwy 559, 4938 - Hwy 612, 4970 - Hwy 632, 4980 - Hwy 400, 0, 2 - Marine, 4093 - The Archipelago, 4164 - Britt-Byng (Unorg), 4201 - Northeast Reg Unincorporated Area, 4564 - Anishinabek PS, 4816 - Sturgeon Bay Provincial Park, 4829 - Grundy Lake Provincial Park, 4870 - Hwy 69, 4882 - Hwy 522, 4884 - Hwy 526, 4887 - Hwy 529, 4888 - Hwy 529A, 4938 - Hwy 612, 4950 - Hwy 645, 4977 - Hwy 644, 2, 4565 - Henvey Inlet FN

Data source date:
2019/10/05

Report Generated by:
McDonald, Jeremy

Report Generated on:
8-Oct-19 2:30:13 PM
PP-CSC-Operational Planning-4300

Police Services Board Report for West Parry Sound
Records Management System
July to September - 2019

| Actual | July to September | | | Year to Date - September | | |
|------------------------------------|-------------------|------|----------|--------------------------|------|----------|
| | 2018 | 2019 | % Change | 2018 | 2019 | % Change |
| Criminal Record Checks | 44 | 38 | -13.6% | 118 | 126 | 6.8% |
| Vulnerable Sector Screening Checks | 352 | 165 | -53.1% | 692 | 571 | -17.5% |

| Category | 2018 | 2019 |
|------------------------------------|------|------|
| Criminal Record Checks | 118 | 126 |
| Vulnerable Sector Screening Checks | 692 | 571 |

Data contained within this report is dynamic in nature and numbers will change over time as the Ontario Provincial Police continue to investigate and solve crime.

Data Utilized

- Major Crimes
- Niche RMS All Offence Level Business Intelligence Cube

Detachment: 4J - WEST PARRY SOUND

Location code(s): 4J00 - WEST PARRY SOUND, 4J10 - WEST PARRY SOUND (Still River), 4J74 - HENVEY INLET FN

Area code(s): (blank), 0, 2 - Marine, 1813, 4069 - Carling, 4071 - Seguin, 4073 - Municipality of Whitestone, 4079 - McDougall, 4080 - McKellar, 4084 - Parry Sound, 4093 - The Archipelago, 4201 - Northeast Reg Unincorporated Area, 4517 - Magnetawan FN (Old Association), 4564 - Anishinabek PS, 4808 - Killbear Provincial Park, 4813 - Oastler Lake Provincial Park, 4850 - Massasauga Provincial Park, 4870 - Hwy 69, 4871 - Hwy 124, 4872 - Hwy 141, 4879 - Hwy 518, 4881 - Hwy 520, 4882 - Hwy 522, 4884 - Hwy 526, 4887 - Hwy 529, 4914 - Hwy 559, 4938 - Hwy 612, 4970 - Hwy 632, 4980 - Hwy 400, 0, 2 - Marine, 4093 - The Archipelago, 4164 - Britt-Byng (Unorg), 4201 - Northeast Reg Unincorporated Area, 4564 - Anishinabek PS, 4816 - Sturgeon Bay Provincial Park, 4829 - Grundy Lake Provincial Park, 4870 - Hwy 69, 4882 - Hwy 522, 4884 - Hwy 526, 4887 - Hwy 529, 4888 - Hwy 529A, 4938 - Hwy 612, 4950 - Hwy 645, 4977 - Hwy 644, 2, 4565 - Henvey Inlet FN

Data source date:
2019/10/05

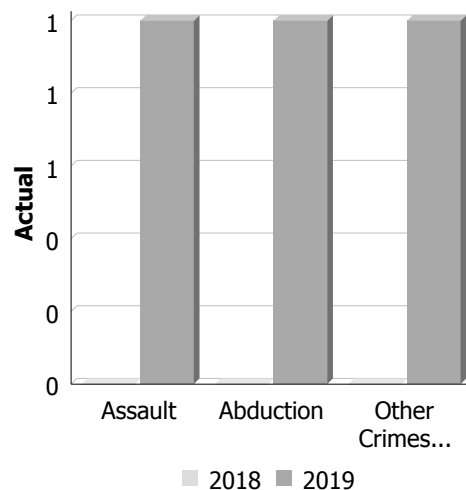
Report Generated by:
McDonald, Jeremy

Report Generated on:
8-Oct-19 2:30:13 PM
PP-CSC-Operational Planning-4300

Police Services Board Report for Municipality of Whitestone
Records Management System
July to September - 2019

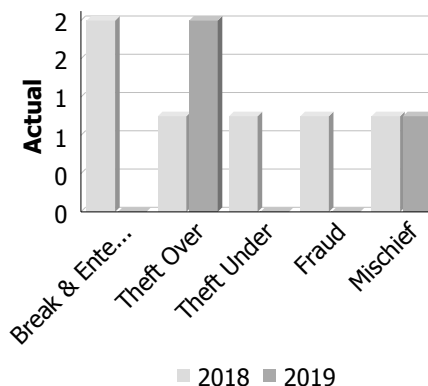
Violent Crime

| Actual | July to September | | | Year to Date - September | | |
|-------------------------------|-------------------|----------|-----------|--------------------------|----------|---------------|
| | 2018 | 2019 | % Change | 2018 | 2019 | % Change |
| Murder | 0 | 0 | -- | 0 | 0 | -- |
| Other Offences Causing Death | 0 | 0 | -- | 0 | 0 | -- |
| Attempted Murder | 0 | 0 | -- | 0 | 0 | -- |
| Sexual Assault | 0 | 0 | -- | 0 | 2 | -- |
| Assault | 0 | 1 | -- | 1 | 4 | 300.0% |
| Abduction | 0 | 1 | -- | 0 | 1 | -- |
| Robbery | 0 | 0 | -- | 0 | 0 | -- |
| Other Crimes Against a Person | 0 | 1 | -- | 0 | 1 | -- |
| Total | 0 | 3 | -- | 1 | 8 | 700.0% |



Property Crime

| Actual | July to September | | | Year to Date - September | | |
|-------------------|-------------------|----------|---------------|--------------------------|----------|---------------|
| | 2018 | 2019 | % Change | 2018 | 2019 | % Change |
| Arson | 0 | 0 | -- | 0 | 0 | -- |
| Break & Enter | 2 | 0 | -100.0% | 2 | 1 | -50.0% |
| Theft Over | 1 | 2 | 100.0% | 1 | 2 | 100.0% |
| Theft Under | 1 | 0 | -100.0% | 2 | 1 | -50.0% |
| Have Stolen Goods | 0 | 0 | -- | 0 | 0 | -- |
| Fraud | 1 | 0 | -100.0% | 2 | 2 | 0.0% |
| Mischief | 1 | 1 | 0.0% | 2 | 2 | 0.0% |
| Total | 6 | 3 | -50.0% | 9 | 8 | -11.1% |



Drug Crime

| Actual | July to September | | | Year to Date - September | | |
|----------------------------|-------------------|----------|-----------|--------------------------|----------|-----------|
| | 2018 | 2019 | % Change | 2018 | 2019 | % Change |
| Possession | 0 | 0 | -- | 0 | 0 | -- |
| Trafficking | 0 | 0 | -- | 0 | 0 | -- |
| Importation and Production | 0 | 0 | -- | 0 | 0 | -- |
| Total | 0 | 0 | -- | 0 | 0 | -- |



Detachment: 4J - WEST PARRY SOUND

Location code(s): 4J00 - WEST PARRY SOUND

Area code(s): 4073 - Municipality of Whitestone

Data source date:

2019/10/05

Report Generated by:

McDonald, Jeremy

Report Generated on:

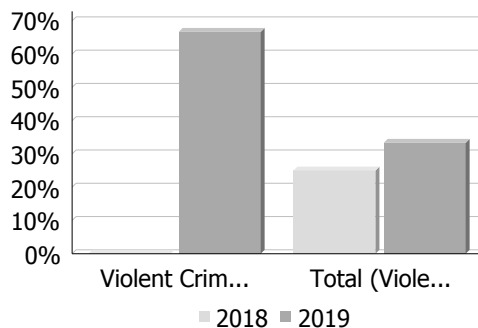
8-Oct-19 1:46:43 PM

PP-CSC-Operational Planning-4300

Police Services Board Report for Municipality of Whitestone
Records Management System
July to September - 2019

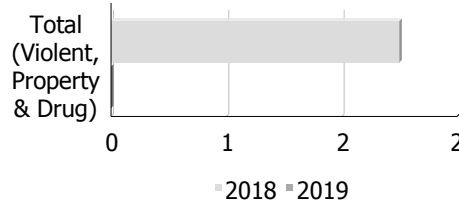
Clearance Rate

| Clearance Rate | July to September | | | Year to Date - September | | |
|---|-------------------|--------------|-------------|--------------------------|--------------|-------------|
| | 2018 | 2019 | Difference | 2018 | 2019 | Difference |
| Violent Crime | -- | 66.7% | -- | 100.0% | 87.5% | -12.5% |
| Property Crime | 0.0% | 0.0% | 0.0% | 11.1% | 0.0% | -11.1% |
| Drug Crime | -- | -- | -- | -- | -- | -- |
| Total (Violent, Property & Drug) | 25.0% | 33.3% | 8.3% | 38.5% | 43.8% | 5.3% |



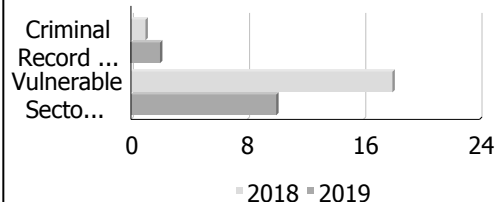
Unfounded

| Unfounded | July to September | | | Year to Date - September | | |
|----------------------------------|-------------------|------|----------|--------------------------|------|----------|
| | 2018 | 2019 | % Change | 2018 | 2019 | % Change |
| Total (Violent, Property & Drug) | 2 | 0 | -100.0% | 3 | 2 | -33.3% |



Criminal Record and Vulnerable Sector Screening Checks

| Actual | July to September | | | Year to Date - September | | |
|------------------------------------|-------------------|------|----------|--------------------------|------|----------|
| | 2018 | 2019 | % Change | 2018 | 2019 | % Change |
| Criminal Record Checks | 1 | 2 | 100.0% | 2 | 7 | 250.0% |
| Vulnerable Sector Screening Checks | 18 | 10 | -44.4% | 27 | 34 | 25.9% |



Data contained within this report is dynamic in nature and numbers will change over time as the Ontario Provincial Police continue to investigate and solve crime.

Data Utilized

- Major Crimes
- Niche RMS All Offence Level Business Intelligence Cube

Detachment: 4J - WEST PARRY SOUND

Location code(s): 4J00 - WEST PARRY SOUND

Area code(s): 4073 - Municipality of Whitestone

Data source date:
2019/10/05

Report Generated by:
McDonald, Jeremy

Report Generated on:
8-Oct-19 1:46:43 PM
PP-CSC-Operational Planning-4300

District of Parry Sound



Social Services
Administration Board



Homelessness
Objectives
Maximizing
Efforts

RESCHEDULED: H.O.M.E Network Meeting

Where: Killbear Room (Parry Sound DSSAB office)
1 Beechwood Drive,
Parry Sound

When: Tuesday, November 19, 2019

10:00am-12:00pm

R.S.V.P: jyoung@psdssab.org or
(705) 746-7777 ext. 5286

No later than Friday, November 15, 2019

COMMITTEE/COUNCIL TRACKING LIST

OCTOBER 16, 2019

Please be advised that items on the tracking sheet may be discussed during scheduled meetings

| Meeting Date | Subject for Action | Assigned Department | Requested/Anticipated Response Date | Comments |
|-------------------|--|---------------------|-------------------------------------|----------|
| January 10, 2018 | The CAO to look into any available bike lane funding, and contact the Ministry of Transportation on behalf of the Municipality to investigate any other available options such as a joint funding application. | CAO | | |
| February 21, 2018 | Staff to investigate opportunities for long term revenue streams for when the landfill is closed | CAO | | |